

Moving robots efficiently using the combinatorics of CAT(0) cubical complexes.

Federico Ardila* Tia Baker Rika Yatchak†

Abstract

Given a reconfigurable system X , such as a robot moving on a grid or a set of particles traversing a graph without colliding, the possible positions of X naturally form a cubical complex $\mathcal{S}(X)$. When $\mathcal{S}(X)$ is a CAT(0) space, we can explicitly construct the shortest path between any two points, for any of the four most natural metrics: distance, time, number of moves, and number of steps of simultaneous moves.

Using Ardila, Owen, and Sullivan’s result that CAT(0) cubical complexes are in correspondence with posets with inconsistent pairs (PIPs), we can prove that a state complex $\mathcal{S}(X)$ is CAT(0) by identifying the corresponding PIP. We illustrate this very general strategy with one known and one new example: Abrams and Ghrist’s positive robotic arm on a square grid, and the robotic arm in a strip. We then use the PIP as a combinatorial “remote control” to move these robots efficiently from one position to another.

1 Introduction

There are numerous contexts in mathematics, robotics, and many other fields where a discrete system moves according to local, reversible moves. For example, one might consider a robotic arm moving around a grid, a number of particles moving around a graph, or a phylogenetic tree undergoing local mutations. Abrams, Ghrist, and Peterson [1, 10] introduced the formalism of *reconfigurable systems* to model a very wide variety of such contexts.

Perhaps the most natural and important question that arises is the *motion-planning* or *shape-planning* question: how does one efficiently get a reconfigurable system X from one position to another one? A first approach is to study the *transition graph* $G(X)$ of the system, whose vertices are the states of the system and whose edges correspond to the allowable moves between them. Abrams, Ghrist, and Peterson observed that $G(X)$ is the 1-skeleton of the *state complex* $\mathcal{S}(X)$: a

*San Francisco State University, San Francisco, CA, USA and Universidad de Los Andes, Bogotá, Colombia, federico@sfsu.edu.

†San Francisco State University, San Francisco, CA, USA, tiab@mail.sfsu.edu, rika@mail.sfsu.edu. This research was partially supported by the National Science Foundation CAREER Award DMS-0956178 (Ardila), the National Science Foundation Grant DGE-0841164 (Baker and Yatchak), and the SFSU-Colombia Combinatorics Initiative. This work is based on the Master’s theses of the second and third authors, written under the supervision of the first author.

cubical complex whose vertices are the states of X , whose edges correspond to allowable moves, and whose cubes correspond to collections of moves which can be performed simultaneously. In fact, $\mathcal{S}(X)$ can be regarded as the space of all possible positions of X , including the positions in between states.

The geometry and topology of the state complex $\mathcal{S}(X)$ can help us solve the motion-planning problem for the system X . More concretely, $\mathcal{S}(X)$ is locally non-positively curved for *any* configuration system. [1, 10] This implies that each homotopy class of paths from p to q contains a unique shortest path. Furthermore, the state complex of *some* reconfigurable systems is globally non-positively curved, or $CAT(0)$. This stronger property implies that for any two points p and q there is a unique shortest path between them. Ardila, Owen, and Sullivant [4] gave an explicit algorithm to find this path. (In fact, there are at least four natural ways to measure the efficiency of a path between p and q : by its Euclidean length inside $\mathcal{S}(X)$, by the amount of time that we take to traverse it, by the number of moves we perform, or by the number of steps of simultaneous moves that we perform. We show in this paper that, if $\mathcal{S}(X)$ is $CAT(0)$, then we can find an optimal path under any of these four metrics.)

It is therefore extremely useful to find out when a state complex $\mathcal{S}(X)$ is $CAT(0)$. The first ground-breaking result in this direction is due to Gromov [11], who gave a topological-combinatorial criterion for this geometric property. He proved that a cubical complex is $CAT(0)$ if and only if it is simply connected (a topological condition) and the link of every vertex is a flag simplicial complex (a combinatorial condition). Roller [15] and Sageev [16], and Ardila, Owen, and Sullivant [4] then gave two completely combinatorial descriptions of $CAT(0)$ cubical complexes. These two descriptions are slightly different but equivalent, and they have different advantages depending on the context. Ardila, Owen, and Sullivant gave a bijection between (pointed) $CAT(0)$ cubical complexes and certain simple combinatorial objects, which they called *posets with inconsistent pairs* (PIPs). These objects had been studied earlier in the computer science literature, where they were called *coherent event structures*. [17, 23] We restate this characterization of $CAT(0)$ cubical complexes in Theorem 2.16, and use it in a crucial way throughout the paper.

In this paper, we put into practice the paradigm introduced by Ardila, Owen, and Sullivant to prove that cubical complexes are $CAT(0)$. In principle, this method is completely general, and we illustrate it with one known and one new example of robotic arms: Abrams and Ghrist’s positive robotic arm in a quadrant, and the robotic arm in a strip of length 1. We use Theorem 2.16 to prove that the state complexes of these robotic arms are $CAT(0)$. It follows that we can find the optimal way to move these robots from one position to another one, under any of the four metrics.

The key to navigating $\mathcal{S}(X)$ efficiently is to use its PIP as a combinatorial “remote control” that governs our movement inside $\mathcal{S}(X)$. While the state complex $\mathcal{S}(X)$ is often too large to be computed explicitly, the corresponding PIP is much smaller and more manageable.

The paper is organized as follows. In Section 2 we review the basic definitions of reconfigurable systems, cubical complexes, $CAT(0)$ spaces, and the combinato-

rial characterization of CAT(0) cubical complexes in terms of *PIPs* (posets with inconsistent pairs). In Section 3 we introduce our two main objects of study: the positive robotic arm on a quadrant, and the robotic arm on a strip. In Sections 4 and 5, respectively, we prove that these two robotic arms give rise to CAT(0) cubical complexes by identifying their corresponding PIPs. In contrast, we show in Section 6 an example of a state complex that is not CAT(0). In Section 7 we discuss the four natural ways to measure a path between two positions p and q of a system X . When the state complex $\mathcal{S}(X)$ is CAT(0), we show how to find a shortest path between p and q under any of these metrics.

2 Preliminaries

2.1 Reconfigurable systems and cubical complexes

Abrams, Ghrist, and Peterson [1, 10] introduced the general framework of *reconfigurable systems* to study discrete systems which vary according to local, reversible moves. This model applies to a wide variety of contexts, such as a robot moving on a grid without self-intersecting [1], a set of particles traversing a graph without colliding [10], or a variable element of a right angled Coxeter group (W, S) which is subsequently getting multiplied by generators in S . [18] We now recall the basic definitions pertaining to reconfigurable systems [1, 10] and illustrate them with an example.

Let $\mathcal{G} = (V, E)$ be a graph and \mathcal{A} be a set of labels. A *state* is a labeling of the vertices of \mathcal{G} by elements of \mathcal{A} . Roughly speaking, a *reconfigurable system* is given by a collection of states, together with a given set of moves called *generators* that one can perform to get from one state to another. More precisely:

Definition 2.1. A *generator* φ for a local reconfigurable system consists of:

- a. A subset $SUP(\varphi) \subset V$ called the *support* of φ .
- b. A subset $TR(\varphi) \subset SUP(\varphi)$ called the *trace* of φ .
- c. An unordered pair of *local states* u_0^{loc} and u_1^{loc} , which are labelings of $SUP(\varphi)$ by elements of \mathcal{A} that agree outside of $TR(\varphi)$:

$$u_0^{loc}|_{SUP(\varphi)-TR(\varphi)} = u_1^{loc}|_{SUP(\varphi)-TR(\varphi)}.$$

Definition 2.2. A generator φ is *admissible* at a state u if $u|_{SUP(\varphi)} \in \{u_0^{loc}, u_1^{loc}\}$. In that case, the generator φ acts on the state u to give the state

$$\varphi[u] := \begin{cases} u & \text{on } G - SUP(\varphi) \\ u_{1-i}^{loc} & \text{on } SUP(\varphi), \end{cases} \quad \text{where } u|_{SUP(\varphi)} = u_i^{loc}.$$

Physically, states u represent different positions or configurations of our object of interest. Each generator φ is a rule that allows us to move between states: the move φ changes u locally at $SUP(\varphi)$, switching it from u_0^{loc} to u_1^{loc} or vice versa. Naturally, to be able to apply φ , the state u must look like one of these two labelings locally.

Definition 2.3. A *reconfigurable system* on a graph consists of a collection Φ of generators, together with a collection of states which is closed under all possible admissible actions of the generators.

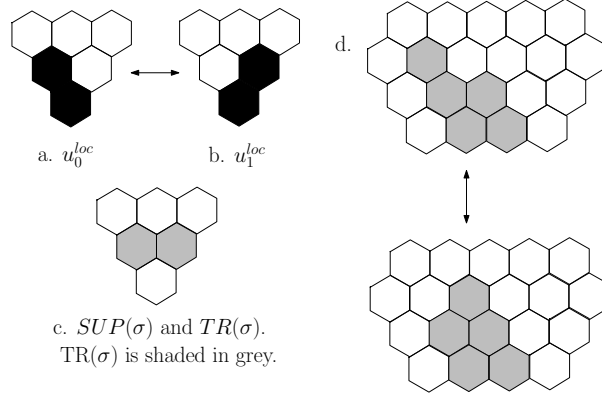


Figure 1: A generator for a metamorphic robot in the hexagonal lattice.

Example 2.4 (Metamorphic robots in a hexagonal lattice [9, 10]). Consider a robot made up of identical hexagonal unit cells in the hexagonal lattice, which has the ability to pivot cells on the boundary whenever they are unobstructed, as shown in Figure 1a.-b. We can represent the hexagonal lattice by its dual graph G , where each unit hexagon is a vertex and we join neighboring vertices. The result is a triangular lattice. Then a state of the robot is just a labeling of the vertices of the triangular lattice G with the set $\mathcal{A} = \{0, 1\}$, where the 1s represent the cells of the robot. Figure 1a.-d. illustrate one generator φ : a. and b. show the two local states of $SUP(\varphi)$, c. shows $TR(\varphi)$ shaded (the cells where the pivoting takes place) inside $SUP(\varphi)$ (where we now include the cell necessary to pivot, and the three cells that could obstruct the pivoting), and d. shows the effect of applying φ to one particular state.

Definition 2.5. A set $\{\varphi_1, \dots, \varphi_n\}$ of generators *commute* if for any $i \neq j$ we have that $TR(\varphi_i) \cap SUP(\varphi_j) = \emptyset$. In words, generators commute when they are “physically independent”, so they can be applied simultaneously to any state where they are all admissible.

Figure 2 shows four states which are connected by two commutative moves. Note that we could reach state d from a by simultaneously performing these two moves. Cubical complexes are a useful tool to model this in general.

Definition 2.6. A *cubical complex* X is a polyhedral complex obtained by gluing cubes of various dimensions, in such a way that the intersection of any two cubes is a face of both. Such a space X has a natural piecewise Euclidean metric space as follows: Each cell is given the Euclidean metric of a cube of length 1, and the distance between two points p and q in X is the infimum among the lengths of all piecewise linear paths from p to q in X .

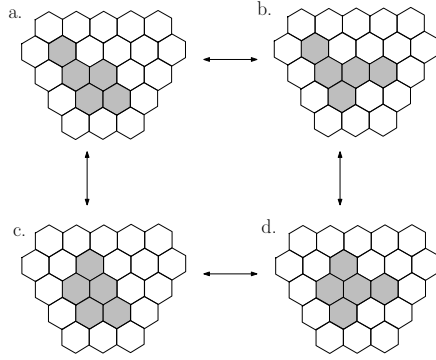


Figure 2: Four states and the two commuting generators connecting them.

Any reconfigurable system gives rise to a cubical complex:

Definition 2.7. The *state complex* $\mathcal{S}(\mathcal{R})$ of a reconfigurable system \mathcal{R} is a cubical complex whose vertices correspond to the states of \mathcal{R} . We draw an edge between two states if they differ by an application of a single generator. The k -cubes correspond to k -tuples of commutative moves: Given k such moves which are applicable at a state u , we can obtain 2^k different states from u by performing a subset of these k moves; these are the vertices of a k -cube in $\mathcal{S}(\mathcal{R})$.

Example 2.8. Figure 3 shows the state complex of the robot of 5 cells which starts horizontal in the lower right corner of a hexagonal tunnel of width 3, and is constrained to stay inside that tunnel. Notice that, due to the definition of the moves in Figure 1, the robot is not able to pivot to the top row or out of the lower right corner.

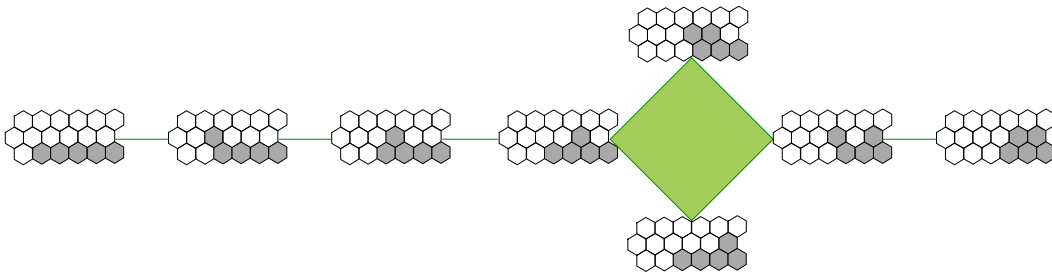


Figure 3: The state complex of a hexagonal metamorphic robot in a tunnel.

The following observation is part of Definition 2.7; it is simple but important.

Observation 2.9. [10] Let \mathcal{R} be a reconfigurable system.

- a. The 0-skeleton of the state complex $\mathcal{S}(\mathcal{R})$ is the set of states \mathcal{R} .
- b. The 1-skeleton of the state complex $\mathcal{S}(\mathcal{R})$ is the transition graph of \mathcal{R} .

Given a reconfigurable system \mathcal{R} and a state u , there is a natural partial order on the states of \mathcal{R} as follows.

Definition 2.10. Let \mathcal{R} be a reconfigurable system and let u be any “home” state. Define a poset \mathcal{R}_u on the set of states by declaring that $p \leq q$ if there is a shortest edge-path from the home state u to q going through p . More precisely, $p \leq q$ if there is a sequence $u = p_0, p_1, \dots, p_k = q$ of minimal length containing p , where each state p_i can be obtained from p_{i-1} by a single move.

2.2 Combinatorial geometry of CAT(0) cubical complexes

We now define CAT(0) spaces, the spaces of global non-positive curvature that we are interested in. For more information, see [7, 8]. Let X be a metric space where there is a unique geodesic (shortest) path between any two points. Consider a triangle T in X of side lengths a, b, c , and build a comparison triangle T' with the same lengths in the Euclidean plane. Consider a chord of length d in T which connects two points on the boundary of T ; there is a corresponding comparison chord in T' , say of length d' . If $d \leq d'$ for any chord in T , we say that T is a *thin triangle* in X .




Figure 4: A chord in a triangle in X , and the corresponding chord in the comparison triangle in the plane. The triangle in X is *thin* if $d \leq d'$ for all such chords.

Definition 2.11. A *CAT(0) space* is a metric space having a unique geodesic between any two points, such that every triangle is thin.

A related concept is that of a *locally CAT(0)* or *non-positively curved* metric space X . This is a space where all sufficiently small triangles are thin.

Testing whether a general metric space is CAT(0) is quite subtle. However, Gromov [11] proved that this is easier if the space is a cubical complex. In a cubical complex, the link of any vertex is a simplicial complex. We say that a simplicial complex Δ is *flag* if it has no empty simplices; *i.e.*, if any $d + 1$ vertices which are pairwise connected by edges of Δ form a d -simplex in Δ .

Theorem 2.12 (Gromov). *A cubical complex is CAT(0) if and only if it is simply connected and the link of any vertex is a flag simplicial complex.*

Ardila, Owen, and Sullivant [4] gave a combinatorial description of CAT(0) cube complexes, which we now recall. This description may be seen as a global and purely combinatorial alternative to Gromov’s theorem.

If X is a CAT(0) cubical complex and v is any vertex of X , we call (X, v) a *rooted CAT(0) cubical complex*. The right side of Figure 5 shows an example; the cube and the three square flaps are all part of the complex. The vertex labels will become relevant later.

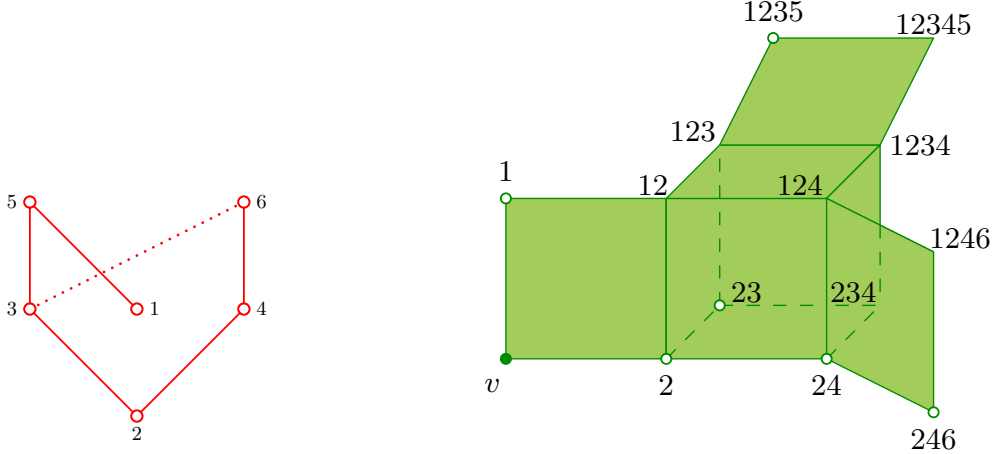


Figure 5: A poset with inconsistent pairs and the corresponding rooted CAT(0) cubical complex.

Recall that a poset P is *locally finite* if every interval $[i, j] = \{k \in P : i \leq k \leq j\}$ is finite, and it has *finite width* if every antichain (set of pairwise incomparable elements) is finite.

Definition 2.13. A *poset with inconsistent pairs (PIP)* is a locally finite poset P of finite width, together with a collection of *inconsistent pairs* $\{p, q\}$, such that:

1. If p and q are inconsistent, then there is no r such that $r \geq p$ and $r \geq q$.
2. If p and q are inconsistent and $p' \geq p$ and $q' \geq q$, then p' and q' are inconsistent.

Remark 2.14. Posets with inconsistent pairs are equivalent to *coherent event structures*, defined earlier in the computer science literature; see for example [17, 23].

The *Hasse diagram* of a poset with inconsistent pairs (PIP) is obtained by drawing the poset, and connecting each minimal inconsistent pair with a dotted line. An inconsistent pair $\{p, q\}$ is *minimal* if there is no other inconsistent pair $\{p', q'\}$ with $p' \leq p$ and $q' \leq q$. Naturally, the minimal inconsistent pairs determine all other inconsistent pairs. For example, the left side of Figure 5 shows the Hasse diagram of a PIP whose inconsistent pairs are $\{3, 6\}$ and $\{5, 6\}$.

Recall that $I \subseteq P$ is an *order ideal* if $a \leq b$ and $b \in I$ imply $a \in I$. A *consistent order ideal* is one which contains no inconsistent pairs.

Definition 2.15. If P is a poset with inconsistent pairs, we construct the *rooted cube complex of P* , which we denote $X(P)$. The vertices of $X(P)$ are identified with the consistent order ideals of P . There will be a cube $C(I, M)$ for each pair (I, M) of a consistent order ideal I and a subset $M \subseteq I_{max}$, where I_{max} is the set of

maximal elements of I . This cube has dimension $|M|$, and its vertices are obtained by removing from I the $2^{|M|}$ possible subsets of M . The cubes are naturally glued along their faces according to their labels. The root is the vertex corresponding to the empty order ideal.

Figure 5 shows a PIP P and the corresponding complex $X(P)$, which is rooted at v . For example, the compatible order ideal $I = \{1, 2, 3, 4\}$ and the subset $M = \{1, 4\} \subseteq I_{max}$ gives rise to the square with vertices labelled 1234, 123, 234, 23.

Theorem 2.16 (Ardila, Owen, Sullivan). [4] *The map $P \mapsto X(P)$ is a bijection between posets with inconsistent pairs and rooted CAT(0) cubical complexes.*

2.3 Reconfiguration systems and CAT(0) cubical complexes

The influential paper of Billera, Holmes, and Vogtmann [5] was one of the first to highlight the relevance of the CAT(0) property in applications. A fundamental question in phylogenetics is to guess the most likely evolutionary tree of n present day species, say by measuring how different their DNA sequences are. To approach this question, Billera, Holmes, and Vogtmann proposed a construction of the *space of phylogenetic trees* T_n , a space whose points correspond to all the possible evolutionary trees for n species. Many mathematical aspects of this phylogenetic question translate to understanding and efficiently navigating the space T_n .

We now know that the space T_n has close connections to important objects in algebraic geometry [19], tropical geometry [2, 3, 19], topology [6, 22], and combinatorics [21]. Most relevantly to this paper, the space T_n was shown in [5] to be a CAT(0) cubical complex. This led to important consequences, such as the existence of unique geodesics and of “average trees” in T_n . Furthermore, after numerous partial results by many authors, Owen and Provan [13] recently gave the first polynomial time algorithm to compute geodesics in T_n .

The work of Billera, Holmes, and Vogtmann was generalized in the following two directions:

Theorem 2.17 (Ardila-Owen-Sullivan). [4] *There is an algorithm to compute the geodesic between any two points in a CAT(0) cubical complex.*

Theorem 2.18 (Abrams-Ghrist, Ghrist-Peterson). [1, 10] *The state complex of a reconfigurable system is a **locally** CAT(0) cubical complex; that is, all small enough triangles are thin.*

When the state complex of a reconfigurable system is **globally** CAT(0), we can use the algorithm in Theorem 2.17 to navigate it. That will allow us to get our system from one position to another one in the optimal way. This highlights the importance of the following question:

Question 2.19. *Is the state complex of a given reconfigurable system a CAT(0) space?*

Theorem 2.16 offers a new technique to provide an affirmative answer to Question 2.19: Rooted CAT(0) cubical complexes are in bijection with PIPs; so to prove that

a cubical complex is $CAT(0)$, we “simply” have to choose a root for it, and find the corresponding PIP! The purpose of this paper is to put this paradigm to use for the first time, providing two concrete instances where it succeeds. We introduce the two relevant robots in Section 3, and provide combinatorial proofs that their state complexes are $CAT(0)$ in Sections 4 and 5.

We remark that this technique is completely general. In principle, it works for **any** reconfigurable system whose state complex X is $CAT(0)$. In practice, it may not always be easy to identify the corresponding PIP. However, we hope to convince the reader that this can be done cleanly in many interesting special cases.

3 Two robotic arms

In this section we introduce two robotic arms which have $CAT(0)$ cubical complexes. The first robot was introduced by Abrams and Ghrist [1], who proved that its state complex is $CAT(0)$, using combinatorial and topological methods. We give a purely combinatorial proof in Section 4. To our knowledge, the second robot is new, and we use the same method in Section 5 to prove that its state complex is also $CAT(0)$.

3.1 The positive robotic arm in a quadrant

The following model, which we call QR_n , was first introduced in [1]. Consider a robotic arm consisting of n links of unit length, attached sequentially. The robot lives inside an $n \times n$ grid, and its base is affixed to the lower left corner of the grid. Every one of its links must face north or east, starting from the base. The left panel of Figure 6 shows a position of the arm.

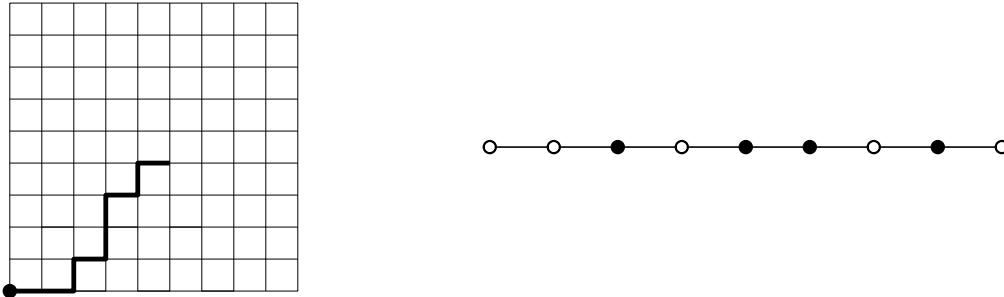


Figure 6: The robotic arm in position 3568 for $n = 9$, and the corresponding particles on a line (to be introduced later).

The robot is free to move using the two local moves illustrated in Figure 7:

- *NE-Switching corners*: Two consecutive links facing north and east can be switched to face east and north, and vice versa.
- *NE-Flipping the end*: If the last link of the robot is facing east, it can be switched to face north, and vice versa.

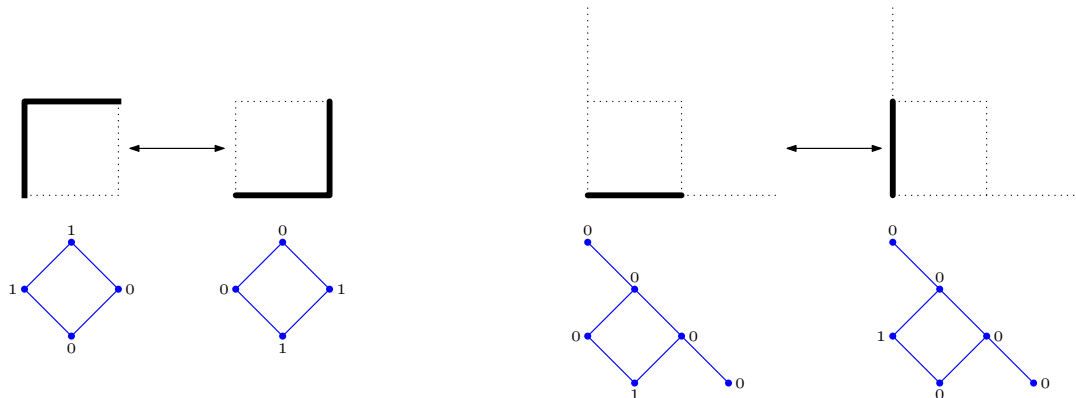


Figure 7: The two moves of QR_n .

We call this the “positive” robotic arm because its joints can only face north or east.

It is clear that QR_n has 2^n possible positions, corresponding to the paths of length n which start at the southwest corner and always step east or north. We call these simply *NE-paths*.

Notation 3.1. *We will label each state of the robot using the set of its vertical steps: if a position of the robot has k links facing north at positions a_1, \dots, a_k (counting from the base), then we label it $\{a_1, \dots, a_k\}$ or simply $a_1 \dots a_k$.*

Notice that two states of different lengths can have the same label. We assume implicitly that the length of the robot is specified ahead of time.

Proposition 3.2. *The system QR_n is a reconfigurable system.*

Proof. We can specify a state of the robotic arm by labelling the edges of the grid with 0s and 1s, where a 1 indicates that an edge is occupied by the robot. The moves can be reinterpreted as shown in the bottom half of Figure 7. The result follows from the definitions. \square

3.1.1 The system QR_n as hopping particles.

Consider a board consisting of n slots on a line, and a system of indistinguishable particles hopping around the board. Any particle can hop to the slot immediately to its left or right whenever that slot is empty. Particles may enter the board by hopping onto the rightmost slot, and they may leave the board by hopping out of the rightmost slot.

We say that two reconfigurable systems are *equivalent* if they have isomorphic state complexes.

Proposition 3.3. *The system QR_n is equivalent to the system of hopping particles on a board of length n .*

Proof. There is an obvious bijection between the states of these two systems: If the robot is in position $\{a_1, \dots, a_k\}$, we associate to it the state where there are

k particles at slots a_1, \dots, a_k . Switching a NE-corner of the robot corresponds to moving a particle left or right, and flipping the end of the robot corresponds to a particle entering or leaving the system from the right. \square

This correspondence is illustrated in Figure 6.

3.2 The robotic arm in a strip

Now consider a robotic arm SR_n which also consists of n links of unit length, attached sequentially. Now the robot lives inside a $1 \times n$ grid, and its base is still affixed to the lower left corner of the grid, but the links do not necessarily have to face north and east. The left panel of Figure 8 shows a position of the arm.




Figure 8: The robotic arm in position 1479 for $n = 9$, and the corresponding particles on a line.

The robot starts out fully horizontal, and is free to move using the local moves illustrated in Figure 9:

- *Switching corners*: Two consecutive links facing different directions can interchange their directions.
- *Flipping the end*: The end of the robot can rotate 90° as long as it does not intersect the rest of the robot.

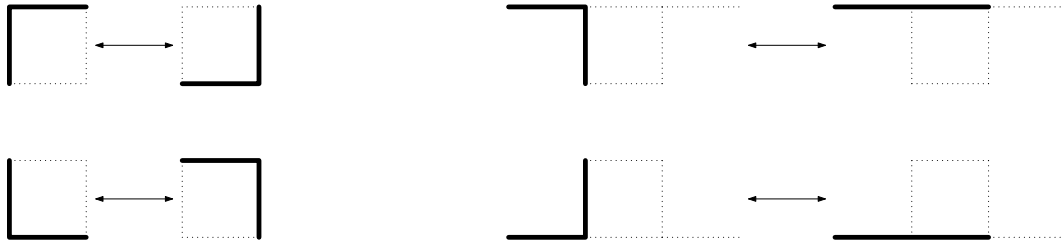


Figure 9: The four kinds of moves of SR_n .

The SR_n robot is restricted to a smaller board, but it is not positive, so it has a wider range of moves. It can switch between north-east (NE) and east-north (EN) corners, as well as between south-east (SE) and east-south (ES) corners. The end of the robot can flip from facing east to facing either south or north. (No link ever faces west, due to the small height of the grid.)

Proposition 3.4. *The system SR_n is a reconfigurable system.*

Proof. Again it is clear how to convert the moves of SR_n , shown in Figure 9, to the language of reconfigurable systems. \square

Lemma 3.5. *The number of possible positions of the robotic arm SR_n is equal to the $(n + 2)$ -th Fibonacci number $F_{n+2} = \frac{1}{\sqrt{5}} \left(\left(\frac{1+\sqrt{5}}{2} \right)^{n+2} - \left(\frac{1-\sqrt{5}}{2} \right)^{n+2} \right)$.*

Proof. Let a_n be the number of positions of SR_n . The positions whose first step faces east are in bijection with the positions of SR_{n-1} . On the other hand, if the first step of the robot faces north, then the second step must face east, and the rest of the robot – after flipping it upside down – is a position of SR_{n-2} . Therefore $a_n = a_{n-1} + a_{n-2}$. Since $a_1 = 2$ and $a_2 = 3$, the result follows. \square

For this reason, we call a position of SR_n a *Fibonacci path*. We also say that a subset of $[n]$ is *spread out* if it does not contain any two consecutive integers.

Notation 3.6. *Again we label each state of the robotic arm using the set of its vertical steps: if a position of the robot has k vertical links at positions a_1, \dots, a_k (counting from the base), then we label it $\{a_1, \dots, a_k\}$ or simply $a_1 \dots a_k$.*

For example, the label of the position of Figure 8 is $\{1, 4, 7, 9\}$, or simply 1479. It is clear how to recover the position of the arm from its label, so this gives a bijection between the states of SR_n and the spread out subsets of $[n]$.

3.2.1 The system SR_n as hopping repellent particles

In analogy with what we did for QR_n , consider a board consisting of n slots on a line, and a system of indistinguishable *repellent particles* hopping around the board. The repellent particles must stay at distance at least 2 from each other; so a particle can hop to the slot immediately to its left or right whenever that slot and its other neighbor are empty. Particles may enter the board by hopping onto the rightmost slot, and they may leave the board by hopping out of the rightmost slot.

Proposition 3.7. *The system SR_n is equivalent to the system of hopping repellent particles on a board of length n .*

Proof. Again, there is an obvious bijection between the states of these two systems: If the arm is in position $\{a_1, \dots, a_k\}$, we associate to it the state where there are k particles at slots a_1, \dots, a_k . Switching a corner of the robot still corresponds to moving a particle left or right, and flipping the end of the robot still corresponds to a particle entering or leaving the system from the right. \square

This correspondence is illustrated in Figure 8.

3.2.2 A positive robotic arm modeling SR_n

We will find it useful to construct a second robot, closer to QR_n in spirit, which is equivalent to SR_n . Consider the *pyramidal grid of size n* , which we denote Pyr_n , consisting of strips of sizes $1 \times n, 1 \times (n - 2), 1 \times (n - 4), \dots$ stacked on top of each other in decreasing order, so that each level is centered on top of the previous level.

Now consider the positive robotic arm in the grid Pyr_n whose base is still affixed to the lower left corner of the grid, and whose links must point north or east. The robot moves using the following restricted versions of the two local moves of QR_n .

- *NE-Switching corners*: Two consecutive links facing north and east **which are preceded and followed by east links** can be switched to face east and north, and vice versa
- *NE-Flipping the end*: If the last link of the robot is facing east and **it is preceded by an east link**, then it can be switched to face north, and vice versa.

Now the possible positions of the robot correspond to the *F-paths*: the paths in Pyr_n which start at the southwest corner and take steps north and east, without ever taking two consecutive steps north. The lower right corner of Figure 10 shows an F-path of length 9.

Proposition 3.8. *The system SR_n is equivalent to the robotic arm in the pyramidal grid Pyr_n .*

Proof. Given a Fibonacci path of length n , we create a unique F-path by *unfolding*, as follows. First we place the Fibonacci path in the bottom row of Pyr_n , attached at the bottom left-corner. Now we follow the path from left to right. Whenever we encounter a vertical link, starting from the second one, we “unfold” the arm into the next level of Pyr_n by taking the rest of the arm and flipping it vertically. We repeat this process until the path has no edges facing south; the result is a unique F-path. This construction is illustrated in Figure 10. It is clear how to recover the Fibonacci path from the F-path.

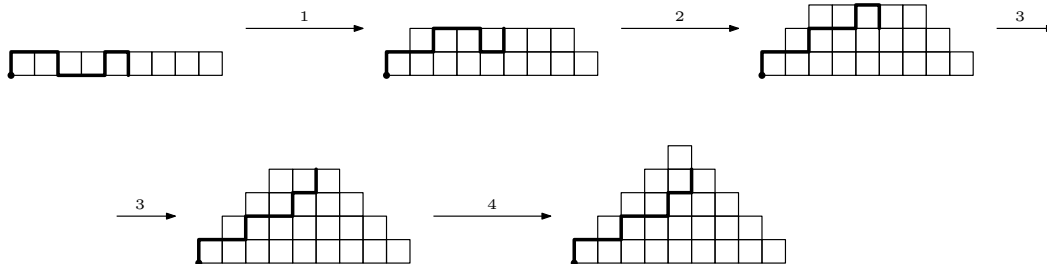


Figure 10: Unfolding the Fibonacci path 1479 to obtain an F-path.

One then easily checks that this bijection is compatible with the moves of the systems: switching the corners and flipping the end of SR_n correspond to NE-switching the corners and flipping the end of the arm in Pyr_n , respectively. \square

4 The state complex of QR_n is $\text{CAT}(0)$

Having introduced all the background information, we now present a combinatorial proof that the state complex $\mathcal{S}(QR_n)$ of the robotic arm in a quadrant QR_n is $\text{CAT}(0)$. Abrams and Ghrist give a combinatorial-topological proof in [1].

In view of Theorem 2.16, our strategy is as follows. We root the complex $\mathcal{S}(QR_n)$ at a natural vertex v , namely, the one corresponding to the fully horizontal robot. If

$\mathcal{S}(QR_n)$ really is $\text{CAT}(0)$, then Theorem 2.16 puts it in correspondence with a PIP (poset with inconsistent pairs) QP_n . By drawing the first few examples, it is not difficult to guess what the correct PIP should be in general. (For the two examples in this paper, it turns out that the PIP does not have any inconsistent pairs.) We then prove that, under the bijection of Theorem 2.16, the PIP QP_n is mapped to the (rooted) state complex of QR_n . Therefore this complex must be $\text{CAT}(0)$.

Definition 4.1. Define the PIP QP_n to be the set of lattice points inside the triangle $y \geq 0, y \leq x$, and $x \leq n - 1$, with componentwise order (so $(x, y) \leq (x', y')$ if $x \leq x'$ and $y \leq y'$) and no inconsistent pairs.

The poset QP_n has the triangular shape shown in Figure 11 for $n = 6$.

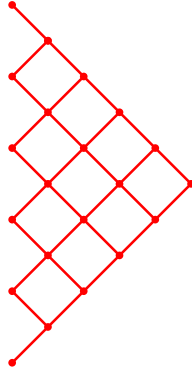


Figure 11: The poset QP_6 .

Proposition 4.2. *There is a bijection between the states of the robot QR_n and the order ideals of the poset QP_n .*

Proof. Consider the $n(n + 1)/2$ cells on the lower left half of the $n \times n$ board, below the main diagonal. Partially order them so that each cell is less than the cell to its left and the cell above it (if they exist). Clearly this order is isomorphic to QP_n ; if we rotate the board 45° clockwise, we will get the cells to line up with the Hasse diagram of this poset.

Any NE-path is contained in this lower left half of the board, and divides it into two parts. The part below the path clearly forms an order ideal of QP_n . Conversely, any order ideal comes from an NE-path in this way. \square

Recall that a *lattice* is a poset where any two elements x and y have a least upper bound $x \vee y$ and a greatest lower bound $x \wedge y$. A lattice is *distributive* if any three elements x, y, z satisfy $x \vee (y \wedge z) = (x \vee y) \wedge (x \vee z)$ (which implies the dual relation.) An element is *join-irreducible* if it is not the join of two smaller elements.

Birkhoff's theorem states that given a poset P , the poset of order ideals of P ordered by containment is a distributive lattice. Conversely, every distributive lattice L arises uniquely in this way from a poset P . In fact, P can be recovered as the induced poset of join-irreducibles of L . For more information, see [20].

In light of Birkhoff's theorem, the following is immediate from Proposition 4.2.

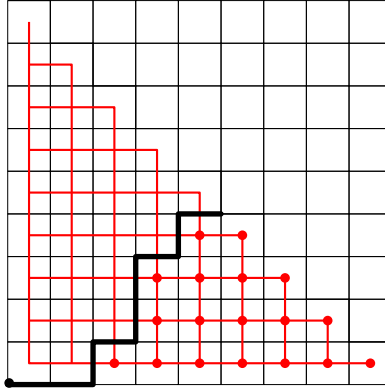


Figure 12: The bijection between states of QR_n and order ideals of QP_n .

Corollary 4.3. *If we declare the “home” state of QR_n to be the fully horizontal state, then the poset of states of QR_n is a distributive lattice.*

Let the word of a subset $A = \{a_1 < a_2 < \dots < a_k\} \subseteq [n]$ be the length n word $w(A) = (a_1, a_2, \dots, a_k, (n+1), (n+1), \dots, (n+1))$.

Proposition 4.4. *The lattice of states of QR_n is isomorphic to the poset on the subsets of $[n]$, where $A \leq B$ if $w(A) \geq w(B)$ coordinatewise.*

Proof. This is clear from the hopping particles model for QR_n of Section 3.1.1. Each state corresponds to the subset of $[n]$ indicating the locations of the particles. We move up the poset by moving a particle to the left or having a particle enter from the right; and that precisely corresponds to decreasing a coordinate of $w(A)$ by one. \square

Remark 4.5. Birkhoff’s theorem tells us that the join-irreducible elements of the poset of states QR_n should form a poset isomorphic to QP_n . A state of the hopping particles model is join-irreducible when only one particle can jump to the right. These are the states where the particles occupy positions $\{i, i+1, \dots, j\}$ for some $i \leq j$. We can verify directly that these $n(n+1)/2$ states indeed form an isomorphic copy of the poset QP_n . Figure 13 illustrates this in the example $n = 4$. We have rotated the lattice 90° clockwise to save space.

Having established these results about the 1-skeleton of the state complex, we now extend them to the higher-dimensional cubes.

Definition 4.6. A *partial NE-path* is a path of consecutive links which may be north edges N , east edges E , unit squares \square , or partial unit squares \perp , such that

- Each unit square is attached to the rest of the path by its southwest and northeast corners.
- There is at most one partial unit square \perp , which must be the last link, and must be attached to the rest of the path by its southwest corner.

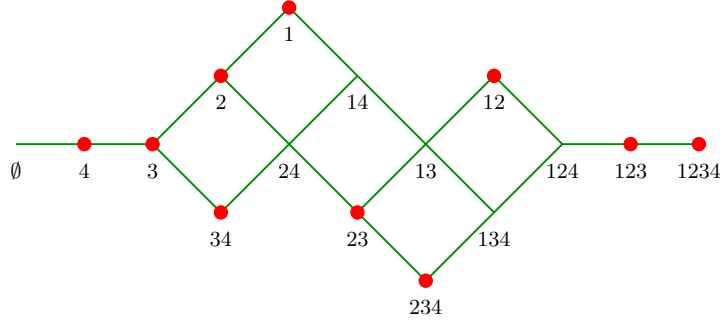


Figure 13: The join-irreducibles of the poset of QR_n form a copy of QP_n .

The *length* of a partial NE-path is $e + 2f + g$, where e is the number of edges, f is the number of squares, and g is the number of half-squares (which is 0 or 1). The partial NE-paths form a poset by containment, whose minimal elements are the NE-paths.

To illustrate this definition, Figure 14 shows a partial NE-path which contains the NE-path of Figure 12.

Recall that $X(QP_n)$ is the rooted cube complex corresponding to the PIP QP_n under the bijection of Theorem 2.16. We use the notation of Definition 2.15.

Lemma 4.7. *The partial NE-paths of length n having k squares or half-squares are in order-preserving bijection with the k -dimensional cubes of $X(QP_n)$.*

Proof. Consider a partial NE-path p . Its upper boundary is an NE-path corresponding to an order ideal $I \subseteq QP_n$, and its k squares (possibly including a half-square at the end) correspond to k maximal elements m_1, \dots, m_k of I . Let p correspond to the cube $C(I, \{m_1, \dots, m_k\})$ of $X(QP_n)$. This correspondence is illustrated in Figure 14. This is clearly an order-preserving bijection. \square

Now recall that $\mathcal{S}(QR_n)$ is the state complex of the reconfigurable system QR_n .

Lemma 4.8. *The partial NE-paths of length n having k squares or half-squares are in order-preserving bijection with the cubes of the state complex $\mathcal{S}(QR_n)$.*

Proof. A k -cube C of $\mathcal{S}(QR_n)$ is given by a state u and a collection $\{\varphi_1, \dots, \varphi_k\}$ of k commutative moves that can be applied to u . The state u is given by an NE-path, and each one of the k moves $\varphi_1, \dots, \varphi_k$ corresponds to a corner of the NE-path that could be switched. The two positions of this corner before and after the move φ_i form a square (or half-square). Since the moves are commutative, two of these squares cannot share an edge. Adding these k squares to the NE-path u gives rise to a partial NE-path corresponding to the k -cube C .

Conversely, consider a partial NE-path with k squares. There are 2^k NE-paths contained in it, obtained by “resolving” each square into an NE or an EN corner, or “resolving” the half-square into an N or an E step. The resulting 2^k NE-paths form a cube of $\mathcal{S}(QR_n)$. This bijection is clearly order-preserving. \square

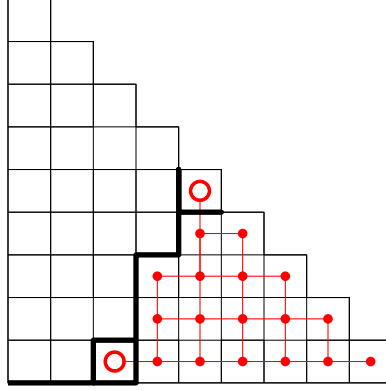


Figure 14: The bijection between partial NE-paths and pairs (I, M) consisting of an order ideal I and a subset M of maximal elements of I in QP_n .

Theorem 4.9. *The state complex of the robotic arm QR_n in an $n \times n$ grid is a $CAT(0)$ cubical complex.*

Proof. Lemmas 4.7 and 4.8 show that the state complex $\mathcal{S}(QR_n)$ is isomorphic to the cube complex $X(QP_n)$, which is $CAT(0)$ by Theorem 2.16. \square

Proposition 4.10. *Let $q_{n,d}$ be the number of d -cubes in the state complex of the robot in a quadrant QR_n . Then*

$$\sum_{n,d \geq 0} q_{n,d} x^n y^d = \frac{1 + xy}{1 - 2x - x^2 y}$$

Proof. The number $q_{n,d}$ counts the partial NE-paths of length n having d squares or half-squares. Say that such a path P has *weight* $wt(P) = x^n y^d$. Each partial NE-path corresponds to a sequence of symbols N, E, \square , or \perp , where the symbol \perp can only occur at the end of the sequence.

Each N contributes a weight of x , each E contributes a weight of x , each \square contributes a weight of $x^2 y$, and each \perp contributes a weight of xy . Therefore

$$\begin{aligned} \sum q_{n,d} x^n y^d &= \sum_{\text{NE-paths } P} wt(P) \\ &= \sum_{\text{NE-paths } P \text{ with no } \perp} wt(P) + \sum_{\text{NE-paths } P \text{ with } \perp} wt(P) \\ &= \frac{1}{1 - wt(N) - wt(E) - wt(\square)} + \frac{wt(\perp)}{1 - wt(N) - wt(E) - wt(\square)} \\ &= \frac{1 + xy}{1 - 2x - x^2 y}. \end{aligned}$$

Here we are using the observation that

$$\frac{1}{1 - wt(N) - wt(E) - wt(\square)} = \sum_{\substack{\text{sequences } a_1 \dots a_k \text{ with} \\ a_i \in \{N, E, \square\}}} wt(a_1) \cdots wt(a_k)$$

is the generating function for the weights of the NE-paths which do not include the symbol \sqcup . The result follows. \square

Remark 4.11. Notice that the PIP of this robot is much smaller than its state complex. While the state complex QR_n has exponentially many faces, the size of the PIP QP_n is quadratic in n .

5 The state complex of SR_n is CAT(0)

Now we carry out the same approach for the robotic arm in a strip SR_n .

Definition 5.1. Define the PIP SP_n to be the set of lattice points inside the triangle $y \geq 0, y \leq 2x$, and $x \leq n-1$, with componentwise order (so $(x, y) \leq (x', y')$ if $x \leq x'$ and $y \leq y'$) and no inconsistent pairs.

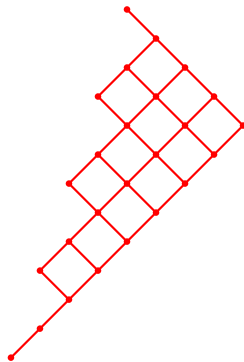


Figure 15: The poset SP_n .

The poset SP_n has the triangular shape shown in Figure 15 for $n = 9$. It is the union of a “stack” of chains of lengths $n, n-2, n-4, \dots$

Proposition 5.2. *There is a bijection between the states of the robot SR_n and the order ideals of the poset SP_n .*

Proof. We wish to imitate the proof of Proposition 4.2. It is not obvious how to do it for the robot in a strip, and this is the reason that we introduced the equivalent model of the robot in a pyramid in Proposition 3.8.

Consider the $n + (n-2) + (n-4) + \dots$ cells of the pyramidal board Pyr_n . Partially order them so that each cell is less than the cell to its left and the cell northeast of it (if they exist), as shown in Figure 16. This order is isomorphic to SP_n . Any F-path divides the pyramid into two parts. Since an F-path does not contain two consecutive steps north, the part of Pyr_n below it forms an order ideal of QP_n . Conversely, any order ideal comes from an F-path in this way. \square

Corollary 5.3. *If we declare the “home” state of SR_n to be the fully horizontal state, then the poset of states of SR_n is a distributive lattice.*

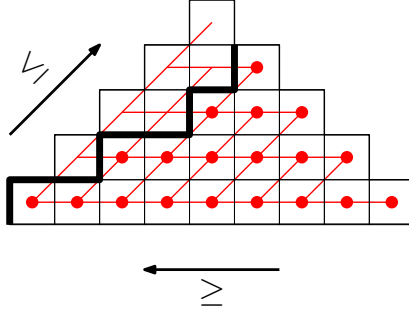


Figure 16: The bijection between states of SR_n and order ideals of SP_n .

Recall that a set of integers is *spread out* if it contains no two consecutive integers.

Proposition 5.4. *The lattice of states of SR_n is isomorphic to the poset on the spread out subsets of $[n]$, where $A \leq B$ if $w(A) \geq w(B)$ coordinatewise.*

Proof. This is clear from the repellent hopping particles model for SR_n of Section 3.2.1, as in Proposition 4.4. \square

Remark 5.5. The join-irreducible elements of the poset of SR_n correspond to the states of the hopping particles model where only one particle can jump to the right. These are the states where the particles occupy positions $\{i, i + 2, i + 4, \dots, j\}$ for some $i \leq j$ of the same parity. These states form a copy of QP_n inside the poset of QR_n , as illustrated in Figure 17 for $n = 6$. This lattice is also rotated 90° clockwise.

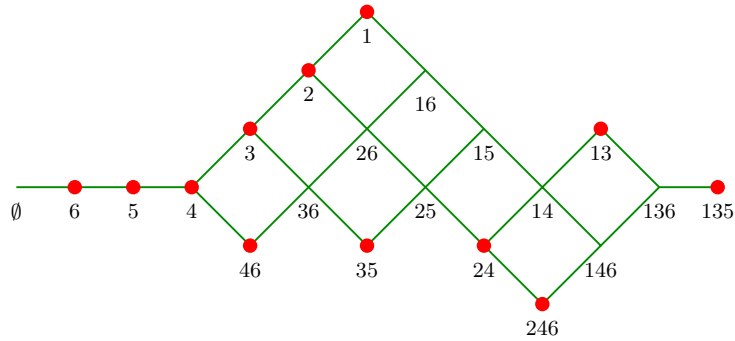


Figure 17: The join-irreducibles of the poset of SR_n form a copy of SP_n .

Definition 5.6. A *partial F-path* is a partial NE-path such that the link following any vertical edge or square, if there is one, must be a horizontal edge.

Recall that $X(SP_n)$ is the rooted cube complex corresponding to the PIP SP_n under the bijection of Theorem 2.16. We then have the following results. The proofs are essentially the same as those of Lemmas 4.7 and 4.8 and Theorem 4.9.

Lemma 5.7. *The partial F-paths of length n having d squares or half-squares are in bijection with the d -dimensional cubes of the state complex of $X(SP_n)$.*

Lemma 5.8. *The partial F-paths of length n having d squares or half-squares are in bijection with the d -dimensional cubes of the state complex of SR_n .*

Theorem 5.9. *The state complex of the robotic arm SR_n of length n in a strip of width 1 is a $CAT(0)$ cubical complex.*

Proposition 5.10. *Let $s_{n,d}$ be the number of d -cubes in the state complex of the robot in a strip SR_n . Then*

$$\sum_{n,d \geq 0} s_{n,d} x^n y^d = \frac{1 + x + xy + x^2 y}{1 - x - x^2 - x^3 y}.$$

Proof. The number $s_{n,d}$ counts the sequences of N, E, \square , and \perp having weight $x^n y^d$ which contain none of the subwords $NN, N\square, \square N$, and $\square\square$ (so that an N or an \square can only be followed by an E), and which may only contain \perp at the end of the sequence. Each such word may be regarded as a sequence of the “clusters” $NE, \square E$, and E , possibly followed by a single N, \square , or \perp . Therefore

$$\begin{aligned} \sum_{n,d \geq 0} s_{n,d} x^n y^d &= \sum_{\text{F-paths } P} \text{wt}(P) \\ &= \frac{1 + \text{wt}(N) + \text{wt}(\square) + \text{wt}(\perp)}{1 - \text{wt}(NE) - \text{wt}(\square E) - \text{wt}(E)} \\ &= \frac{1 + x + xy + x^2 y}{1 - x^2 - (x^2 y)x - x}, \end{aligned}$$

as desired. □

Remark 5.11. The PIP of this robot is also quadratic in size, while the state complex is exponential in size.

6 A robot whose state complex is not $CAT(0)$

It is worthwhile to exhibit an example of a similar robot whose state complex is not $CAT(0)$. There are many such examples; *e.g.*, see [1]. Here we consider an “unpinned” version of the robotic arm in Section 5, which we can think of as a robotic snake. Now we are allowed to flip the end and switch any corners as long as we do not make the robot self-intersect. In general, the cubical complex of such an unpinned planar robotic snake is not $CAT(0)$.

Let $U_{m,n}^\ell$ denote the reconfigurable system corresponding to the unpinned robotic snake of length ℓ in an $m \times n$ grid, and $\mathcal{S}(U_{m,n}^\ell)$ its corresponding state complex. The state complex $\mathcal{S}(U_{m,n}^1)$ is not $CAT(0)$ for any $n, m \in \mathbb{Z}$. In fact, one checks easily that $\mathcal{S}(U_{m,n}^1)$ consists of mn empty squares arranged diagonally on an $m \times n$ rectangular grid, glued corner to corner as shown in Figure 18. This phenomenon can be observed for any given ℓ and sufficiently large m and n .

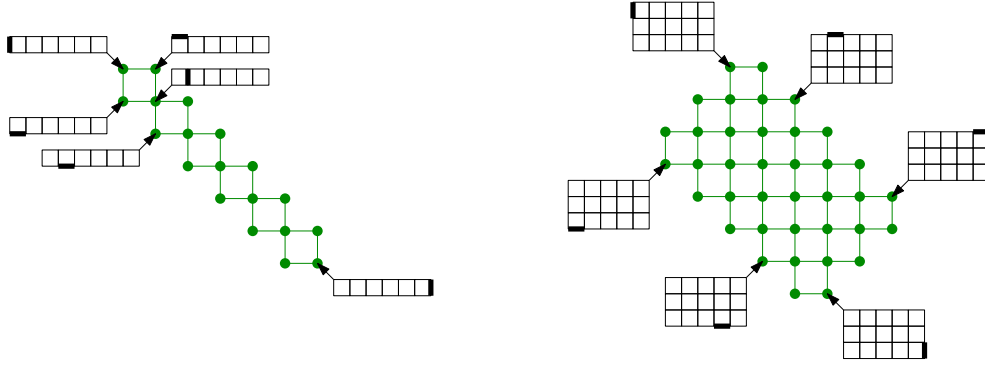


Figure 18: The state complexes $SC_{1,6}^1$ and $SC_{3,5}^1$.

7 Finding the optimal path between two states

Consider a robot, or some other reconfigurable system \mathcal{R} , whose state complex $\mathcal{S}(\mathcal{R})$ is CAT(0). As in the two examples above, there may be a natural choice of a “home state” u , such that the PIP P_u corresponding to the rooted complex $(\mathcal{S}(\mathcal{R}), u)$ has a particularly simple description. Now suppose that we want to take the robot from state a to state b in an optimal way. Equivalently, we wish to get from vertex a to vertex b of the state complex $\mathcal{S}(\mathcal{R})$.

7.1 Rerooting the complex

To find the optimal path from a to b , the first step will be to reroot the complex at a , and find the PIP P_a corresponding to the rooted CAT(0) cubical complex $(\mathcal{S}(\mathcal{R}), a)$. Fortunately, this is very easy to do.

Notation 7.1. *If p and q are an inconsistent pair in a PIP, write $p \leftrightarrow q$.*

Proposition 7.2. *Let u and a be vertices of the CAT(0) cube complex X and let P_u and P_a be the PIPs corresponding to the rooted complexes (X, u) and (X, a) respectively. Let I be the consistent order ideal of P_u corresponding to a , and let $J = P_u - I$. The PIP P_a has an element p' corresponding to each element $p \in P_u$, and it can be described in terms of P_u as follows:*

- *If $j_1 < j_2$ in P_u , then $j'_1 < j'_2$ in P_a .*
- *If $i_1 < i_2$ in P_u then $i'_1 < i'_2$ in P_a .*
- *If $i < j$ in P_u then $i' \leftrightarrow j'$ in P_a .*
- *If $j_1 \leftrightarrow j_2$ in P_u , then $j'_1 \leftrightarrow j'_2$ in P_a .*
- *If $i \leftrightarrow j$ in P_u then $i' < j'$ in P_a .*

Here the i s and the j s represent arbitrary elements of I and J , respectively.¹

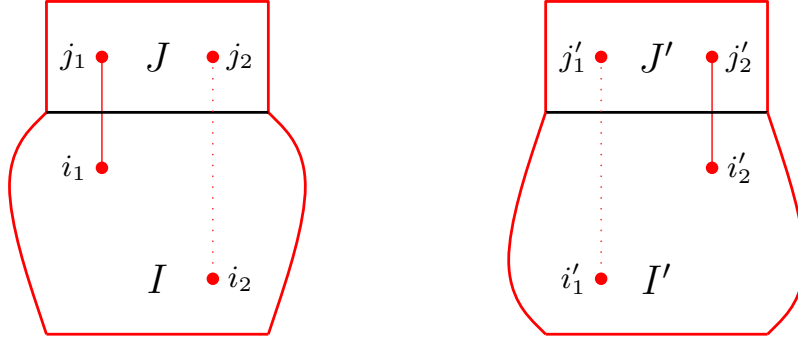


Figure 19: The PIPs P_u and P_a before and after rerooting the CAT(0) cube complex.

Corollary 7.3. *The Hasse diagram of P_a is obtained from that of P_u by*

- *turning I upside down, and*
- *converting all solid edges from I to J into dotted edges, and vice versa.*

The effect of rerooting on the PIP is illustrated in Figure 19. Notice that, even if P_u has no inconsistent pairs, the PIP P_a probably will have inconsistent pairs. (One can easily show that a CAT(0) cube complex has at most two roots whose PIPs have no inconsistent pairs, corresponding to the top and bottom elements of a distributive lattice.)

Proof of Proposition 7.2 and Corollary 7.3. Let us establish a bijection between the vertices of $X(P_u)$ and the vertices of $X(P_a)$. Given a consistent order ideal B of P_u , write $B = B_I \cup B_J$ where $B_I = B \cap I$ and $B_J = B \cap J$. We claim that $B' = (I' - B'_I) \cup B'_J$ is a consistent order ideal of P_a . (We write $S' = \{s' : s \in S\} \subseteq P_a$ for each $S \subseteq P_u$.)

First assume, for the sake of contradiction, that B' is not an order ideal of P_a . Since B_I and B_J are ideals of I and J respectively, $I' - B'_I$ and B'_J are ideals of I' and J' respectively. Therefore we must have $j' > i'$ for some $j' \in B'_J$ and $i' \notin (I' - B'_I)$; that is, $i' \in B'_I$. By the definition of P_a , we must then have $i \leftrightarrow j$ in P_u where $i, j \in B$, contradicting the consistency of B .

Now assume that the order ideal B' contains an inconsistent pair. Now, I' contains no inconsistent pairs by the definition of P_a . If B'_J contained an inconsistent pair, then B_J would have to contain one as well. So the inconsistent pair must consist of $i' \in I' - B'_I$ and $j' \in B'_J$. But then $i < j$ for $i \notin B_I$ and $j \in B_J$, contradicting the fact that B is an order ideal. This concludes the proof.

The mapping $B \mapsto B'$ above establishes a bijection between the vertices of $X(P_u)$ and the vertices of $X(P_a)$. It is easy to see that adjacencies and cubes in $X(P_u)$ correspond to adjacencies and cubes in $X(P_a)$ as well. Therefore the PIP P_a must be precisely the one we obtain by rerooting $X(P_u) = X(P_a)$ at a , as desired.

¹Notice that we never have $i > j$ or $i_1 \leftrightarrow i_2$ in P_u .

Having described the PIP P_a explicitly in terms of P_u , it is straightforward to verify the description of its Hasse diagram. \square

Now that we have rerooted the complex, our goal is to get from the root a to the vertex b in the optimal way. This will get our robot from position a to position b efficiently. There are at least four notions of “optimality” for which we can do this.

7.2 Minimizing the Euclidean distance

Suppose we want to find the shortest path from a to b in the Euclidean metric of the cubical complex $\mathcal{S}(\mathcal{R})$. This can be accomplished using Ardila, Owen, and Sullivant’s algorithm [4] to compute the shortest path from a to b . As explained there, a prerequisite for this is to write down the PIP P_a , which we have done in Proposition 7.2.

This metric is very useful in some applications, particularly when navigating the space of phylogenetic trees [5, 13]. However, this metric does not seem ideally suited to the robotic applications we have in mind here. For instance, suppose that the optimal path from a to b crosses a diagonal of a d -dimensional cube. To a robot, this means performing d moves simultaneously. The cost of doing this in the Euclidean metric is \sqrt{d} , the length of the diagonal. In practice, it is conceivable that there may be a higher cost to performing d moves simultaneously, but we do not know of a context where that cost would be \sqrt{d} . It is probably more natural to consider the following three variants.

7.3 Minimizing the number of moves

Suppose we are only allowed to perform one move at a time. Geometrically, we are looking for a shortest edge-path from a to b . Let B be the consistent order ideal of P_a corresponding to vertex v in the rooted complex $(\mathcal{S}(\mathcal{R}), a)$. We can regard B as a subset of P_a .

Proposition 7.4. *The shortest edge-paths from a to b are in one-to-one correspondence with the linear extensions of the poset B . Their length is $|B|$.*

Proof. Combinatorially, a shortest path from a to b is simply obtained by building up the order ideal B one element at a time, starting with the empty set, and adding a minimal missing element of B at each step. \square

The previous argument also shows how to construct the minimal shortest paths.

7.4 Minimizing the sequence of simultaneous moves

Now suppose that we can move the robot in steps, where at each step we can perform several moves at a time with no penalty. Geometrically, we are looking for a shortest cube path from a to b , where at each step we cross a cube from the current vertex to the one across the diagonal. Again, let B be the consistent order ideal B of P_a .

Suppose that two opposite vertices i and j of a cube C correspond to the order ideals I and J of P_a , respectively. Then in the notation of Definition 2.15, the cube

must be $C = C(I \cup J, I \Delta J)$, where $I \Delta J := (I - J) \cup (J - I)$ is the symmetric difference of I and J . In particular, $I \Delta J$ is an antichain.

It follows that combinatorially, a cube path $a = v_0, v_1, \dots, v_k = b$ corresponds to a sequence of order ideals $\mathbf{I} : \emptyset = I_0, I_1, \dots, I_k = B$ such that the symmetric difference $I_j \Delta I_{j+1}$ is an antichain for all j . Let the *depth* $d(B)$ of B be the size of the longest chain(s) in B .

Definition 7.5. Let the *normal cube path* from a to b be the cube path given by the sequence of order ideals $\mathbf{M} : \emptyset = M_0 \subset M_1 \subset \dots \subset M_{d(B)} = B$, where each ideal is obtained from the previous one by adding to it all the minimal elements that have not yet been added. In other words, $M_{k+1} := M_k \cup (B - M_k)_{min}$ for $k \geq 0$.

Alternatively, M_k consists of the elements of B whose shortest path to a minimal element has length $k - 1$. From this it follows that $M_{d(B)} = B$ and $M_{d(B)-1} \neq B$.

The previous definition is due to Niblo and Reeves [12] in a different language; the correspondence with PIPs makes these paths more explicit. It also allows us to give a simple proof of the following result from Reeves's Ph.D. thesis [14]:

Proposition 7.6. *The shortest cube paths from a to b have size $d(B)$. In particular, the normal cube path from a to b is minimal.*

Proof. To prove that \mathbf{M} is indeed minimal, we claim that any other cube path \mathbf{I} satisfies $I_j \subseteq M_j \subsetneq B$ for all $j < d(B)$. We prove it by induction; the case $j = 0$ is trivial. We assume that $I_j \subseteq M_j$, and prove that $I_{j+1} \subseteq M_{j+1}$.

Consider an element $i \notin M_{j+1}$. Then we have $i \notin M_j$ (and therefore $i \notin I_j$) and $i \notin (B - M_j)_{min}$, which then implies that $i > i'$ for some $i' \in B - M_j$. This gives $i' \in B - I_j$, which implies that $i \notin (B - I_j)_{min}$. If we had $i \in I_{j+1}$, we would also have $i' \in I_{j+1}$, which would imply that the chain $i < i'$ is a subset of the antichain $I_j \Delta I_{j+1}$, a contradiction. Therefore $i \notin I_{j+1}$ as desired. \square

If a robot has a CAT(0) state complex, the above results give us a way to move the robot from state a to state b . First we compute the PIP P_u corresponding to a "natural" choice of a root u . This is the only non-trivial step, and its difficulty depends on the description of the reconfiguration system that we are given. Having found P_u , the rest is easy. We use Proposition 7.2 to reroot the complex to a and find the corresponding PIP P_a . We then find the order ideal $B \subseteq P_a$, and compute the normal cube path of Definition 7.5.

The shortest cube path from a to b is not necessarily unique. For instance, the "reverse" normal cube path from b to a also has length $d(B)$, and is generally different. In fact, Abrams and Ghrist [1, Algorithm 8.1] gave a fast algorithm that starts with any given edge path from a to b , and transforms it into a shortest cube path from a to b . Their algorithm has the advantage that it does not require one to compute the whole state complex, which is often exponential in size. As we have explained, our approach offers an alternative way to overcome this difficulty. In the examples we have considered, and in most natural reconfiguration systems in the plane, a state complex of exponential size has a PIP of quadratic size.

7.5 Minimizing time

Perhaps the most realistic model is to allow ourselves to move the robot continuously in time, where we can perform several moves simultaneously, as long as these moves are physically independent. We can even perform only part of a move, and perform the rest of the move later. Each move still takes one unit of time, and there is no time penalty for multitasking.

Geometrically, we are endowing each cube with the ℓ_∞ metric: For \mathbf{x}, \mathbf{y} in a unit d -cube, we let $\|\mathbf{x} - \mathbf{y}\| := \max(x_1 - y_1, \dots, x_d - y_d)$. Now we are looking for a shortest path from a to b with respect to this ℓ_∞ metric. The following result, stated without proof in [1], shows that the added flexibility of performing partial moves does not actually help us move our robots more quickly.

Proposition 7.7. *The fastest paths from a to b take $d(B)$ units of time. In particular, the normal cube path from a to b is a fastest path.*

Proof. Consider an optimal path from a to b . When going from a to b , we need to perform all the moves in B . Consider a longest chain $p_1 < \dots < p_{d(B)}$ of P_a . For each i , we must spend a total of at least one unit of time performing the move p_i . Also, we can never perform (any part of) the moves p_i and p_j simultaneously, since they cannot be in the same antichain. Therefore we need at least $d(B)$ units of time to carry out these $d(B)$ moves. It remains to remark that the normal cube path indeed takes $d(B)$ units of time. \square

8 Acknowledgments

The authors would like to thank Megan Owen, Rick Scott, and Seth Sullivant for numerous enlightening discussions on this subject. They also thank the anonymous referees for their valuable suggestions.

References

- [1] A. Abrams and R. Ghrist. State complexes for metamorphic robots. *The International Journal of Robotics Research* **23** (2004) 811-826.
- [2] F. Ardila and C. Klivans. The Bergman complex of a matroid and phylogenetic trees. *Journal of Combinatorial Theory, Series B* **96** (2006) 38-49.
- [3] F. Ardila. Subdominant matroid ultrametrics *Annals of Combinat.* **8** (2004) 379-389.
- [4] F. Ardila, M. Owen, and S. Sullivant. Geodesics in CAT(0) cubical complexes. *Advances in Applied Mathematics* **48** (2012) 142-163.
- [5] L. Billera, S. Holmes, and K. Vogtmann. Geometry of the space of phylogenetic trees. *Adv. in Appl. Math.* , **27** 733 - 767, 2001.
- [6] J. M. Boardman. Homotopy structures and the language of trees. *In Proceedings of the Symposium Pure Math.*, **22** (1971) 37-58.
- [7] M. Bridson and A. Haefliger. Metric spaces of non-positive curvature. Springer-Verlag, Berlin, Heidelberg, 1999.

- [8] D. Burago, Y. Burago, and S. Ivanov. A course in metric geometry. AMS Graduate Studies in Mathematics, Vol 33, 2001.
- [9] G. Chirikjian. Kinematics of a metamorphic robotic system. *In Proceedings of the IEEE International Conference on Robotics and Automation* (1994) 449-455
- [10] R. Ghrist and V. Peterson. The geometry and topology of reconfiguration. *Adv. Appl. Mathematics* **38** (2007) 302-323.
- [11] M. Gromov. Hyperbolic groups. In Essays in group theory, volume 8 of *Math. Sci. Res. Inst. Publ.* 75263. Springer, New York, 1987.
- [12] G.A. Niblo and L.D. Reeves. The geometry of cube complexes and the complexity of their fundamental groups. *Topology*, **37(3)** (1998) 621-633.
- [13] M. Owen and J.S. Provan. A fast algorithm for computing geodesic distances in tree space. *IEEE/ ACM Transactions on Computational Biology and Bioinformatics*, **8** (2011) 2-13.
- [14] L. D. Reeves. Biautomatic structures and combinatorics for cube complexes. *Ph.D. thesis, University of Melbourne*, 1995.
- [15] M. A. Roller. Poc sets, median algebras and group actions. an extended study of Dunwoody's construction and Sageev's theorem. Unpublished preprint, 1998.
- [16] M. Sageev. Ends of group pairs and non-positively curved cube complexes. *Proc. London Math. Soc. (3)*, **71** (3) 585-617, 1995.
- [17] L. Santocanale. A nice labelling for tree-like event structures of degree 3. *Inf. Comput.*, 208:652-665, 2010.
- [18] R. Scott. Rationality and reciprocity for the greedy normal form of a Coxeter group, *Trans. Amer. Math. Soc.* **363** (2011),385–415.
- [19] D. Speyer and B. Sturmfels. The tropical Grassmannian. *Advances in Geometry* **4** (2004) 389-411.
- [20] R. P. Stanley. *Enumerative Combinatorics, vol. 1* Cambridge University Press, Cambridge, 1999.
- [21] H. Trappmann and G. M. Ziegler. Shellability of complexes of trees. *Journal of Combinatorial Theory, Series A*, **82** (1998) 168-178.
- [22] K. Vogtmann. Local structure of some $OUT(F_n)$ -complexes. *In Proceedings of the Edinburgh Math. Soc. (2)*, **33** (1990) 367-379.
- [23] G. Winskel and M. Nielsen, Models for concurrency, in: *Handbook of logic in computer science*, Vol. 4, Vol. 4 of Handb. Log. Comput. Sci., Oxford Univ. Press, New York, 1995, pp. 1-148.