

# NEW CCD PHOTOMETRIC OBSERVATIONS OF W-UMA ECLIPSING BINARY NSV 5904 USING THE 1.88-m KOTTAMIA TELESCOPE, EGYPT

A. Essam<sup>1</sup>, A. Naklawy<sup>1</sup>, A. A. Haroon<sup>1</sup>, M. A. Hamdy<sup>1</sup>, G. B. Ali<sup>1</sup>,  
H. A. Ismail<sup>1</sup>, I. M. Selim<sup>1</sup>, Y. A. Azzam<sup>2</sup>, and F. I. Elnagahy<sup>3</sup>

(Received: 2010; Accepted: 2010)

**ABSTRACT:** *New BVR light curves of the eclipsing binary system NSV 5904 have been constructed based on CCD observations obtained using 1.88-m telescope of Kottamia observatory during the phase of telescope testing and adjusting its optical quality on May, 2009. New times of minima and epoch have been determined from these light curves. Using the Binary Maker 3.0 (BM3) package, a preliminary determination of the photometric orbital and physical parameters of NSV 5904 are given.*

**Key words:** *Variable Stars, Binary Stars, Eclipsing Binary, W-Uma Binary System*

## INTRODUCTION

NSV 5904 (DF CVn = TYCHO2 3021.2642.1;  $\alpha_{2000} = 12^{\text{h}}43^{\text{m}}37.^{\text{s}}24$ ;  $\delta_{2000} = +38^{\circ}44'15.''70$ ) was discovered as a suspected variable star by Weber (1963) during a photographic survey of selected areas in the northern hemisphere, on the basis of a few observations showing light changes. It was catalogued as NSV 5904 in the New Suspected Variable Stars (Kholopov 1982). Visual observations of this system have been obtained by some members of the amateur's European association GEOS. They were able to confirm the variability of the system as eclipsing binary of the EW sub-class. Also, they determined the first preliminary period, Vandebroere (1999).

Photoelectric measurements were performed at the Jungfraujoch station on the basis of the collaboration between GEOS and Geneva Observatory (Vandebroere et al. 2001); nine BV points were obtained during two nights on December 1998. A very small amplitude of the B-V colour index suggested the eclipsing nature of NSV 5904.

Vandebroere et al. (2001) also obtained more than 200 unfiltered CCD

---

<sup>1</sup> Astronomy Dept., National Research Institute of Astronomy and Geophysics (NRIAG )

<sup>2</sup> Computer Science Dept., College of Science in Azzulfi, Majmaah University, Saudi Arabia

<sup>3</sup> Computer Science Dept., Faculty of Computing and Information Technology, King Abdul Aziz University, Jeddah, Saudi Arabia

images using a TI245C camera mounted on 0.2m Newtonian reflector. They derived four times of minimum light and determined the new ephemeris as follow:

$$\text{Min I} = \text{HJD } 2450571.219 + 0.326890 \times E$$

On the basis of these results, the system had a designation as DF CVn. Acerbi et al. (2005) published the first V filter light curve based on CCD observations using Kodak KAF 401 chip mounted on a 0.2-m Schmidt-Cassegrain telescope for seven nights from JD 2453107 to JD 2453145. They used the WD method to analyze the light curves of DF CVn and they found out that the star DF CVn is a contact A-type W Ursae Majoris variable star, with a mass ratio  $q = 0.347$  and the primary (deeper) minimum occurs when the larger, more massive star, is eclipsed by its smaller, less massive companion.

## PRESENT OBSERVATIONS

Photometric observations of the eclipsing binary system NSV 5904 have been obtained in B,V, and R (closely match to those of the standard Jonson system) wide pass-band filters through five nights, 15<sup>th</sup>, 16<sup>th</sup>, 17<sup>th</sup>, 18<sup>th</sup>, and 21<sup>st</sup> of May 2009, using EEV CCD 42-40 camera with a format of 2048\*2048 pixels, cooled by liquid nitrogen to -120 C° attached to the Newtonian focus of the 1.88-m Kottamia reflector telescope at Egypt. The B and R observations for the system NSV 5904 are presented for first time to this star.

Differential photometry was performed with respect to GSC 3021-2613 and GSC 3021-2617, as a comparison and check stars respectively, which were photometrical calibrated as standard stars. All times were corrected to HJD. The photometric calibration of the raw CCD images was performed according to the standard method as specified by the following formula:

$$\text{REDUCED} = [(\text{raw}) - (\text{bias}) - (\text{master dark})] / (\text{master flat})$$

The recent time of primary minimum in V filter derived by Dvorak (2009) and the period derived by Acerbi et al. (2005) are used to construct the following ephemeris:

$$\text{Hel. JD. (Min.I)} = 2454503.7561 + 0.3268956 * E \quad (1)$$

This ephemeris is used to derive the normal points of light curves  $\Delta b$ ,  $\Delta v$ , and  $\Delta r$  (Differential Instrumental Magnitude) on the nights 16, 17, and 18 of May 2009, which are illustrated in Figure 1 and listed in Table A1 of Appendix A.

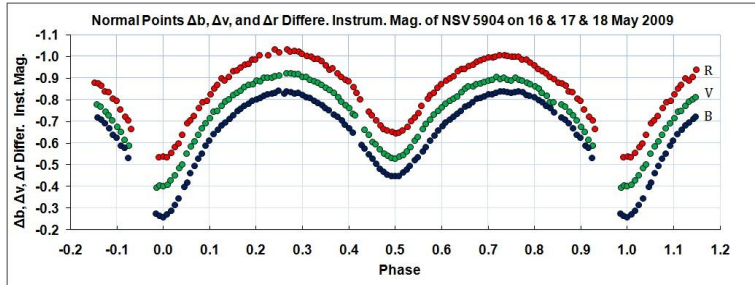


Fig. 1: Normal points light curves  $\Delta b$ ,  $\Delta v$ , and  $\Delta r$  (Differential Instrumental Magnitude) of NSV 5904 for three nights, 16<sup>th</sup>, 17<sup>th</sup>, and 18<sup>th</sup> of May 2009

### EPOCHS OF PHOTOMETRIC MINIMA

New thirteen times of minima of NSV 5904 (four primaries and nine secondaries) were derived from the present photometry. The moments of these minima were calculated using the software package AVE (Barbera, 1996), that employs the method of kwee & Woerden (1956). Table 1 gives the following parameters: date of observation, the deduced times of minima (HJD), the probable error in the times of minima (P.E.), type of minima (Min.), the filter type (Filter), the O-C's residuals (O-C), and the number of integer cycle (E) according to the ephemeris given in equation 1, respectively.

No significant difference (within error quoted) was found between the times of minima of B, V, and R filters. This implies that, it is not a function of colour. Hence, their weighted means can be used for phasing the nightly light curve and period behaviour study.

Table 1: Epochs Minimum Light of NSV 5904

Date	HJD=2454900+	P.E.	Min.	Filter	O-C	E
15 May 2009	67.460919	0.000262	II	B	0.010433	1418.5
	67.461088	0.000689	II	V	0.010950	1418.5
	67.461159	0.000546	II	R	0.011167	1418.5
16 May 2009	68.273472	0.000564	I	B	-0.003902	1421.0
	68.274418	0.001380	I	V	-0.001008	1421.0
	68.274975	0.000991	I	R	0.000696	1421.0
	٦٨,٤٣٧٤٣١	0.000093	II	B	-0.002338	1421.5
	68.437351	0.000278	II	V	-0.002583	1421.5
	68.437436	0.000360	II	R	-0.002323	1421.5
17 May 2009	69.254716	0.000181	I	B	-0.002198	1424.0
18 May 2009	70.398743	0.000142	II	B	-0.002527	1427.5
	70.399130	0.000047	II	V	-0.001343	1427.5
	70.399030	0.000144	II	R	-0.001649	1427.5

## PHOTOMETRIC PERIOD DETERMINATION

The photometric orbital period of the system NSV 5904 is derived using the FORTRAN program “PERDC” written by our late colleague “Dr. A. El-Bassuny Alawy” in private communication. The program based on Ferraz method (Ferraz 1981), where Fourier series has been applied. Only the B observations achieved on 16<sup>th</sup>, 17<sup>th</sup>, and 18<sup>th</sup> of May were combined and analyzed. This is due to two reasons. First, both minima and maxima were observed; i.e. all characteristic phases are well represented. Second, the observations have been obtained in short time span (three consecutive nights). This may minimize errors resulted from light curve variation (a common phenomenon shown by most of late W UMa systems).

We have determined a period of 0.32682465 days, with correlation coefficient equal 0.875974 and amplitude of 0.432<sub>m</sub>, in normalized magnitude, which are in good agreement with the light curve amplitude observed. Using the mean time of primary minima of the second night (16<sup>th</sup> of May 2009) and the new period, we obtained the new ephemeris to phase our observations as follows:

$$\text{HJD (Min.I)} = 2454968.273472(\pm 0.000564) + 0.32682465 * E \quad (2)$$

Where E is the number of integer cycle.

We applied this ephemeris on three nights of observations (16<sup>th</sup>, 17<sup>th</sup>, and 18<sup>th</sup> of May 2009) to obtain the normalized light curves in B, V, and R filters in differential magnitude, as presented in Figures 2, 3, and 4 respectively.

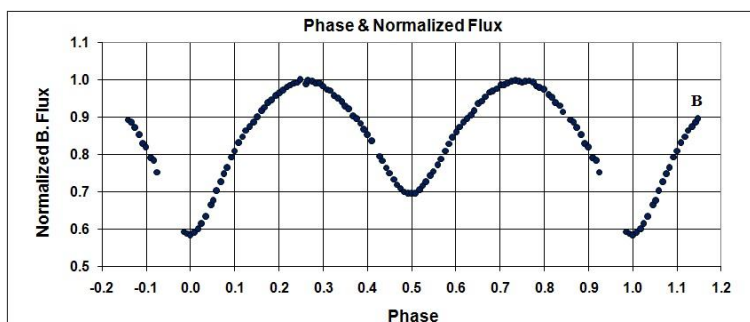


Fig. 2: Normalized B light curve of NSV 5904 for three nights, 16th, 17th, and 18th of May 2009

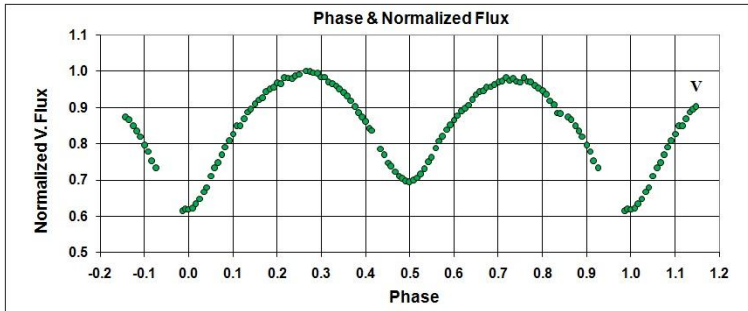


Fig. 3: Normalized V light curve of NSV 5904 for three nights, 16th, 17th, and 18th of May 2009

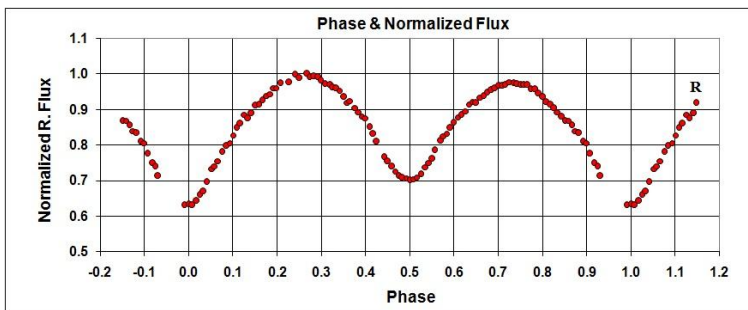


Fig. 4: Normalized R light curve of NSV 5904 for three nights, 16th, 17th, and 18th of May 2009

## PRELIMINARY PHOTOMETRIC DATA ANALYSIS

Binary Maker 3, (BM3 hereafter), Bradstreet (2005), (see for software description) was used to construct a theoretical model for the system NSV 5904. The software requires normalized phase-flux data (See Figures 2, 3, and 4) to perform the modeling for each filter (B, V, and R). The accurate modeling of any eclipsing binary system requires both light and radial velocity curves. In our case and due to the lacking of the radial velocity curves for the system under study, we construct a model based on the previously published models with the same basic shape of the light curve of this system.

The various parameters are then ‘tweaked’ until the theoretical light curve perfectly matches the actual light curve. The parameters for the known objects are obtained from the library supplied in BM3 CD or from the Catalogue and

NEW CCD PHOTOMETRIC OBSERVATIONS OF ...

---

Atlas of Eclipsing Binaries (CALEB) website at <http://caleb.eastern.edu>.

Our theoretical models construction is based on a models trend similar to that of the observed light curves.

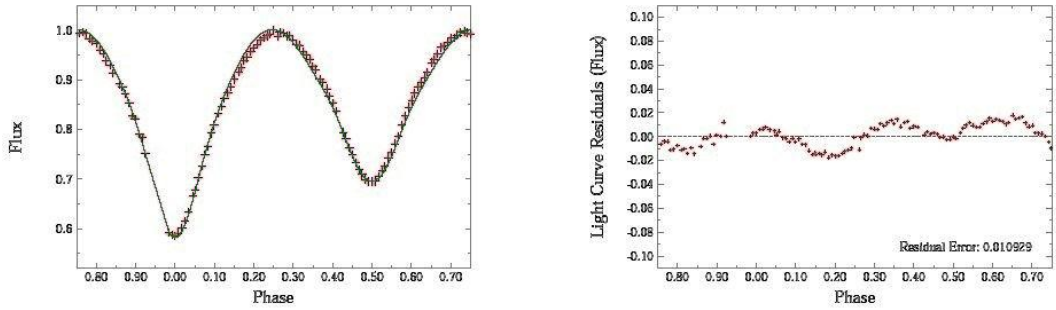
The observed light curves of the system NSV 5904 reflect the occurring of a partial eclipsing event, which enables us to estimate the degree of inclination. Also, we used different values of temperature, until we get the best fit between theoretical and observed light curves.

The variations between the primary and secondary maxim for each V and R light curves mean that some light variation was evident from one side of the system to the other (O'Connell-effect) (O'Connell, 1951). By adding a cool spot on the surface of the larger component, we could treat this light variation.

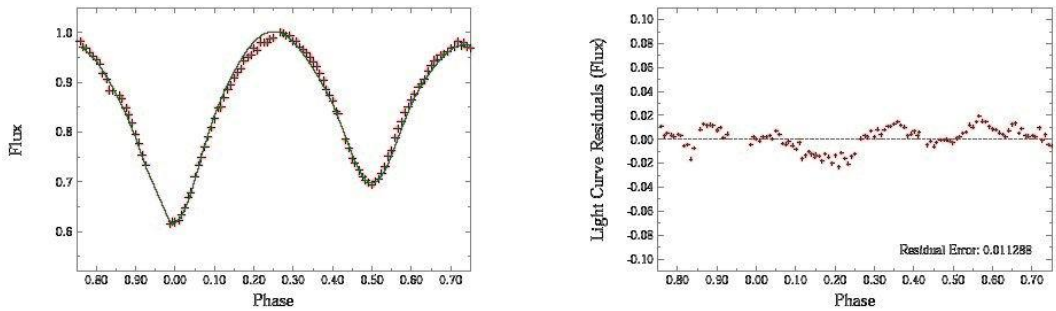
The BM3 output parameters are listed in Table (2) for B, V, and R filters. The preliminary fitting between the normalized observed light curves and the normalized theoretical light curves which were generated by BM3 program are shown in Figures 5, 6, and 7 for B, V, and R filter respectively.

**Table 2: BM3 parameters for NSV 5904**

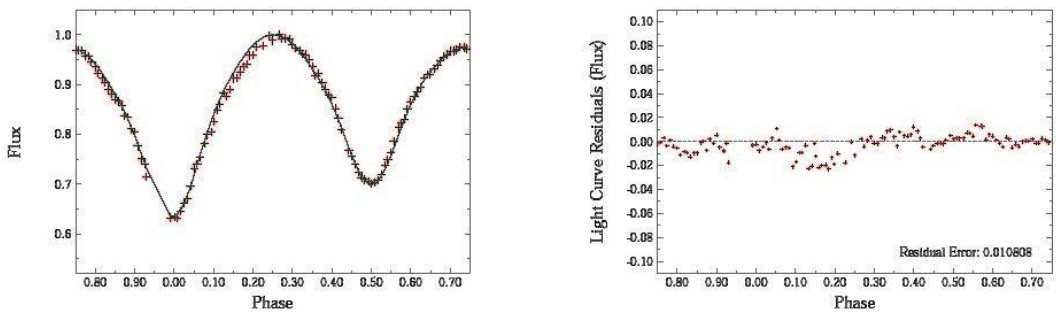
<b>Main Parameters</b>	<b>B</b>	<b>V</b>	<b>R</b>
<i>Mass Ratio</i> ( $q=M_1/M_2$ )	0.3665	0.3665	0.3665
<i>Surface potential</i> ( $\Omega_1 = \Omega_2$ )	2.5465	2.5465	2.5465
<i>Fillout</i>	27 %	27 %	27 %
<i>Surface Temp. T<sub>1</sub></i>	5330 °k	5330 °k	5330 °k
<i>Surface Temp. T<sub>2</sub></i>	4850 °k	4980 °k	4980 °k
<i>Inclination (i)</i>	75.0	75.0	74.8
<i>Lumnusty1</i> = $L_1 / (L_1 + L_2)$	0.8189	0.7724	0.7646
<i>Lumnusty2</i> = $L_2 / (L_1 + L_2)$	0.1811	0.2276	0.2354
<i>Main Radius1</i>	0.4853	0.4853	0.4853
<i>Main Radius2</i>	0.3126	0.3126	0.3126
<b>Spot</b>			
<i>Co-latitude</i>		90°	90°
<i>Longitude</i>		15°	15°
<i>Radius</i>		15%	15%
<i>Temp factor</i>		0.51	0.51
<i>L. C. Residual</i>	0.0109	0.1129	0.0108



**Fig. 5:** The normalized B light curve for NSV 5904 (crosses) overlaid with the theoretical light curve generated by BM3 (solid line) and LC Residual in right corner



**Fig. 6:** The normalized V light curve for NSV 5904 (crosses) overlaid with the theoretical light curve generated by BM3 (solid line) and LC Residual in right corner



**Fig. 7:** The normalized R light curve for NSV 5904 (crosses) overlaid with the theoretical light curve generated by BM3 (solid line) and LC Residual in right corner

## CONCLUSIONS AND FUTURE REMARKS

The B and R observed light curves of the system NSV 5904 are presented for the first time.

The NSV 5904 system exhibits slightly light variation from one side to the other (O'Connell-effect) (See O'Connell, 1951) in V and R filters as seen in the Figures 3 and 4. This effect can be well explained by starspot hypothesis on the components of W UMa systems that possess high surface activity due to their rapid rotation and convective envelopes.

New thirteen times of minima of NSV 5904 (four primaries and nine secondaries) were derived from the present photometry. The new linear ephemeris was determined as:

$$\text{HJD (Min.I)} = 2454968.273472(\pm 0.000564) + 0.32682465 * E$$

The V and B preliminary solutions provide almost similar values for orbital inclination and the components' physical parameters (mass ratio, surface potential and surface temperature). These parameters are, in principle, agreed with those derived by others (e.g. Acerbi et al. 2005).

The solutions reveal that NSV 5904 is an over contact binary system by 27%, a shallow common convective envelope that may be responsible for its high activity.

An attempt to model the system NSV 5904 was made using the BM3, but systematic deviations between observational points and fitting curve are always found. A more sophisticated method (like WD method) combined with multi wavelength observations should allow a better description for the system NSV 5904 and may be our future works that we intend to do.

## REFERENCES

- Acerbi, F; Barani, C.; Martignoni, M.: 2005, *Astron. Nachr.* 326, No. 5, 338–341.  
Barbera, R.: 1996, AVE (Análisis de Variabilidad Estelar) Version 2.5, <http://www.gea.cesca.es>  
Bradstreet, D. H. 2005, BINARY MAKER 3.0, Contact Software, 725 Stanbridge Street, Norristown, PA 19401-5505 USA., <http://www.binarymaker.com/>  
Dvorak, S.W.: 2009, IBVS 5870  
Ferraz-Mello, S.: 1981, *AJ*, 86, 619  
Kholopov, P.N.: 1982, *New Catalogue of Suspected Variable Stars*, Publishing Office "Nauka", Moscow  
Kwee, K. K. and Van Woerden, H.: 1956, *Bull. Astron. Inst. Neth.* 12, 327.  
O'Connell D. J. K., 1951, *Pub. Riverview College Obs.*, 2, 85  
Vandenbroere, J.: 1999, *Note Circulaire GEOS*, NC 894  
Vandenbroere, J., Martignoni, M., Verrot, J.P., Acerbi, F.: 2001, IBVS 5021  
Weber, R.: 1963, IBVS 21



**APPENDIX A**

**Table A1: Normal Points of light curves  $\Delta b$ ,  $\Delta v$ , and  $\Delta r$  for the system NSV 5906**

No.	No. of Points	Phase	$\Delta b$	P.E.	No. of Points	Phase	$\Delta v$	P.E.	No. of Points	Phase	$\Delta r$	P.E.
1	2	-0.1416	-0.7178		1	-0.1425	-0.7770		1	-0.1486	-0.8791	
2	1	-0.1341	-0.7098		2	-0.1350	-0.7677		1	-0.1409	-0.8766	
3	2	-0.1266	-0.6924		2	-0.1250	-0.7452		2	-0.1334	-0.8641	
4	2	-0.1166	-0.6692		1	-0.1175	-0.7277		1	-0.1260	-0.8398	
5	1	-0.1090	-0.6385		2	-0.1099	-0.7067		2	-0.1184	-0.8351	
6	2	-0.1015	-0.6265		2	-0.0999	-0.6752		2	-0.1083	-0.8039	
7	2	-0.0907	-0.5880		1	-0.0915	-0.6507		1	-0.1008	-0.7951	
8	1	-0.0833	-0.5775		2	-0.0842	-0.6154		2	-0.0929	-0.7562	
9	2	-0.0758	-0.5322		2	-0.0742	-0.5872		2	-0.0826	-0.7204	
10	2	-0.0153	-0.2734		2	-0.0137	-0.3960		1	-0.0751	-0.7061	
11	3	-0.0079	-0.2647	0.0043	2	-0.0077	-0.4034		1	-0.0701	-0.6667	
12	3	-0.0008	-0.2593	0.0022	4	-0.0002	-0.4023	0.0072	4	-0.0091	-0.5341	0.0211
13	4	0.0082	-0.2711	0.0034	3	0.0088	-0.4090	0.0073	3	0.0004	-0.5367	0.0121
14	3	0.0172	-0.2896	0.0093	3	0.0159	-0.4284	0.0075	3	0.0075	-0.5341	0.0146
15	3	0.0243	-0.3145	0.0168	4	0.0249	-0.4515	0.0071	4	0.0165	-0.5553	0.0143
16	4	0.0335	-0.3462	0.0139	3	0.0341	-0.4844	0.0147	3	0.0255	-0.5829	0.0170
17	1	0.0457	-0.3997		2	0.0403	-0.5028		3	0.0326	-0.5967	0.0226
18	3	0.0509	-0.4194	0.0118	3	0.0499	-0.5526	0.0195	3	0.0409	-0.6396	0.0280
19	3	0.0584	-0.4600	0.0187	4	0.0589	-0.5861	0.0131	3	0.0515	-0.6925	0.0348
20	4	0.0676	-0.4958	0.0157	2	0.0666	-0.6086		2	0.0579	-0.7036	
21	2	0.0755	-0.5279		3	0.0754	-0.6401	0.0102	4	0.0658	-0.7249	0.0209
22	3	0.0826	-0.5515	0.0083	2	0.0825	-0.6679		4	0.0763	-0.7632	0.0223
23	2	0.0917	-0.5893		3	0.0915	-0.6930	0.0123	2	0.0842	-0.7880	
24	4	0.0990	-0.6114	0.0126	4	0.1007	-0.7168	0.0200	3	0.0933	-0.7958	0.0095
25	4	0.1084	-0.6423	0.0100	3	0.1089	-0.7452	0.0200	3	0.1014	-0.8240	0.0219
26	3	0.1172	-0.6612	0.0104	5	0.1163	-0.7470	0.0112	2	0.1091	-0.8532	
27	4	0.1250	-0.6819	0.0042	6	0.1251	-0.7710	0.0107	3	0.1155	-0.8688	0.0261
28	6	0.1336	-0.6956	0.0075	4	0.1336	-0.7923	0.0142	2	0.1256	-0.8981	
29	3	0.1422	-0.7105	0.0043	4	0.1404	-0.8028	0.0151	5	0.1325	-0.8875	0.0220
30	4	0.1508	-0.7287	0.0085	4	0.1502	-0.8203	0.0095	5	0.1413	-0.9062	0.0187
31	2	0.1603	-0.7473		5	0.1586	-0.8329	0.0162	3	0.1507	-0.9320	0.0185
32	5	0.1670	-0.7578	0.0054	5	0.1669	-0.8411	0.0092	4	0.1590	-0.9340	0.0182
33	3	0.1747	-0.7734	0.0057	4	0.1746	-0.8596	0.0136	5	0.1670	-0.9478	0.0191
34	3	0.1832	-0.7805	0.0078	4	0.1836	-0.8686	0.0184	4	0.1762	-0.9609	0.0168
35	4	0.1922	-0.7945	0.0050	3	0.1927	-0.8729	0.0128	3	0.1840	-0.9664	0.0189
36	2	0.2003	-0.8025		3	0.2004	-0.8881	0.0162	3	0.1915	-0.9858	0.0222
37	4	0.2082	-0.8103	0.0060	3	0.2088	-0.8846	0.0129	2	0.1982	-0.9862	
38	3	0.2174	-0.8194	0.0046	3	0.2161	-0.9031	0.0187	3	0.2075	-1.0042	0.0239
39	3	0.2244	-0.8249	0.0069	4	0.2250	-0.9025	0.0189	2	0.2172	-1.0350	
40	4	0.2334	-0.8298	0.0058	3	0.2340	-0.9013	0.0144	3	0.2256	-1.0070	0.0308
41	2	0.2409	-0.8327		3	0.2410	-0.9094	0.0159	2	0.2322	-1.0367	
42	3	0.2482	-0.8426	0.0124	3	0.2498	-0.9126	0.0107	3	0.2410	-1.0308	0.0314
43	1	0.2612	-0.8292		4	0.2661	-0.9238	0.0079	2	0.2498	-1.0193	
44	3	0.2655	-0.8384	0.0078	3	0.2749	-0.9228	0.0077	1	0.2548	-1.0009	
45	4	0.2744	-0.8366	0.0086	3	0.2821	-0.9179	0.0122	3	0.2666	-1.0320	0.0130
46	3	0.2832	-0.8297	0.0058	4	0.2909	-0.9176	0.0070	3	0.2737	-1.0230	0.0080
47	3	0.2904	-0.8309	0.0092	3	0.2998	-0.9048	0.0071	4	0.2826	-1.0242	0.0120
48	4	0.2993	-0.8219	0.0068	3	0.3071	-0.9051	0.0066	3	0.2915	-1.0219	0.0111
49	3	0.3085	-0.8116	0.0077	3	0.3159	-0.8908	0.0068	3	0.2987	-1.0110	0.0106
50	2	0.3155	-0.8087		4	0.3247	-0.8856	0.0085	3	0.3088	-1.0015	0.0081
51	3	0.3243	-0.7950	0.0073	3	0.3335	-0.8778	0.0062	2	0.3188	-0.9976	
52	4	0.3331	-0.7858	0.0119	3	0.3409	-0.8678	0.0040	3	0.3251	-0.9899	0.0164
53	3	0.3419	-0.7754	0.0071	3	0.3502	-0.8567	0.0049	3	0.3325	-0.9877	0.0152
54	3	0.3493	-0.7609	0.0106	3	0.3587	-0.8466	0.0049	4	0.3414	-0.9775	0.0184
55	3	0.3571	-0.7531	0.0089	3	0.3670	-0.8309	0.0135	3	0.3502	-0.9590	0.0186
56	2	0.3671	-0.7303		4	0.3763	-0.8126	0.0085	1	0.3580	-0.9388	
57	4	0.3747	-0.7211	0.0087	2	0.3840	-0.7907		2	0.3642	-0.9442	
58	2	0.3846	-0.7058		3	0.3923	-0.7763	0.0154	2	0.3755	-0.9210	
59	3	0.3908	-0.6865	0.0084	3	0.4006	-0.7617	0.0066	3	0.3838	-0.9067	0.0129
60	4	0.4000	-0.6694	0.0118	2	0.4092	-0.7365		3	0.3922	-0.8920	0.0180
61	3	0.4090	-0.6481	0.0088	1	0.4137	-0.7292		3	0.3991	-0.8857	0.0224
62	1	0.4271	-0.5919		1	0.4330	-0.6610		3	0.4092	-0.8578	0.0178
63	2	0.4340	-0.5762		3	0.4422	-0.6381	0.0095	3	0.4164	-0.8322	0.0162
64	2	0.4426	-0.5488		3	0.4507	-0.6064	0.0162	1	0.4233	-0.8034	
65	4	0.4502	-0.5287	0.0104	2	0.4569	-0.5943		2	0.4424	-0.7446	
66	3	0.4593	-0.5043	0.0084	4	0.4673	-0.5712	0.0083	3	0.4496	-0.7276	0.0089
67	3	0.4668	-0.4831	0.0068	3	0.4762	-0.5524	0.0102	4	0.4587	-0.7045	0.0102
68	3	0.4746	-0.4687	0.0083	2	0.4835	-0.5422		3	0.4677	-0.6818	0.0037
69	3	0.4826	-0.4539	0.0059	2	0.4910	-0.5329		3	0.4751	-0.6648	0.0049
70	3	0.4912	-0.4478	0.0056	2	0.4991	-0.5274		2	0.4815	-0.6585	
71	1	0.5000	-0.4478		4	0.5090	-0.5369	0.0080	2	0.4926	-0.6532	
72	4	0.5074	-0.4478	0.0042	2	0.5165	-0.5456		2	0.5007	-0.6466	

NEW CCD PHOTOMETRIC OBSERVATIONS OF ...

No.	No. of Points	Phase	$\Delta b$	P.E.	No. of Points	Phase	$\Delta v$	P.E.	No. of Points	Phase	$\Delta r$	P.E.
73	4	0.5175	-0.4635	0.0039	4	0.5242	-0.5619	0.0071	2	0.5081	-0.6499	
74	2	0.5251	-0.4793		3	0.5331	-0.5823	0.0104	4	0.5157	-0.6573	0.0051
75	3	0.5315	-0.4948	0.0070	2	0.5418	-0.6120		4	0.5258	-0.6740	0.0069
76	3	0.5416	-0.5200	0.0106	3	0.5487	-0.6284	0.0134	3	0.5346	-0.7002	0.0182
77	3	0.5488	-0.5351	0.0053	3	0.5592	-0.6648	0.0124	3	0.5416	-0.7175	0.0194
78	2	0.5586	-0.5601		3	0.5656	-0.6901	0.0140	3	0.5499	-0.7374	0.0117
79	1	0.5663	-0.5822		4	0.5742	-0.7085	0.0041	2	0.5567	-0.7704	
80	3	0.5756	-0.6118	0.0171	3	0.5831	-0.7325	0.0085	1	0.5696	-0.8067	
81	3	0.5841	-0.6363	0.0088	3	0.5915	-0.7481	0.0185	1	0.5747	-0.8207	
82	3	0.5919	-0.6595	0.0048	2	0.6001	-0.7656		4	0.5836	-0.8306	0.0084
83	4	0.6010	-0.6769	0.0053	4	0.6077	-0.7805	0.0090	2	0.5911	-0.8549	
84	2	0.6086	-0.6947		4	0.6178	-0.7965	0.0098	4	0.5992	-0.8725	0.0103
85	3	0.6171	-0.7099	0.0038	2	0.6253	-0.8066		4	0.6093	-0.8893	0.0096
86	3	0.6252	-0.7222	0.0053	2	0.6326	-0.8159		2	0.6169	-0.8996	
87	1	0.6335	-0.7339		3	0.6419	-0.8346	0.0084	3	0.6254	-0.9097	0.0074
88	2	0.6409	-0.7470		1	0.6497	-0.8506		2	0.6342	-0.9328	
89	2	0.6507	-0.7694		2	0.6573	-0.8610		1	0.6419	-0.9410	
90	1	0.6581	-0.7769		3	0.6670	-0.8625	0.0132	2	0.6488	-0.9409	
91	4	0.6665	-0.7900	0.0044	2	0.6732	-0.8733		2	0.6589	-0.9558	
92	2	0.6758	-0.8041		4	0.6833	-0.8756	0.0104	2	0.6673	-0.9621	
93	3	0.6828	-0.8070	0.0087	2	0.6909	-0.8815		4	0.6748	-0.9740	0.0079
94	4	0.6920	-0.8147	0.0020	2	0.7014	-0.8893		3	0.6838	-0.9826	0.0107
95	3	0.7012	-0.8255	0.0043	4	0.7089	-0.8925	0.0134	3	0.6911	-0.9878	0.0024
96	3	0.7083	-0.8258	0.0101	2	0.7180	-0.9040		4	0.7005	-0.9955	0.0122
97	2	0.7164	-0.8319		3	0.7258	-0.8944	0.0257	3	0.7094	-0.9955	0.0023
98	4	0.7254	-0.8375	0.0155	3	0.7332	-0.9006	0.0085	2	0.7155	-0.9981	
99	3	0.7343	-0.8397	0.0006	3	0.7410	-0.8913	0.0084	3	0.7248	-1.0045	0.0132
100	3	0.7418	-0.8370	0.0098	4	0.7500	-0.8886	0.0180	3	0.7348	-1.0040	0.0047
101	3	0.7497	-0.8328	0.0112	2	0.7585	-0.9038		2	0.7413	-1.0009	
102	3	0.7570	-0.8364	0.0169	3	0.7664	-0.8912	0.0199	3	0.7503	-0.9982	0.0026
103	3	0.7653	-0.8379	0.0114	2	0.7734	-0.8895		2	0.7567	-0.9974	
104	1	0.7743	-0.8347		2	0.7834	-0.8796		3	0.7653	-0.9978	0.0045
105	2	0.7818	-0.8227		1	0.7909	-0.8714		3	0.7736	-0.9854	0.0015
106	1	0.7893	-0.8183		2	0.8009	-0.8621		1	0.7825	-0.9841	
107	2	0.7993	-0.8129		1	0.8084	-0.8518		2	0.7901	-0.9712	
108	2	0.8094	-0.7972		2	0.8161	-0.8309		1	0.8000	-0.9591	
109	1	0.8170	-0.7887		2	0.8260	-0.8171		2	0.8076	-0.9436	
110	2	0.8244	-0.7735		1	0.8334	-0.7898		2	0.8177	-0.9337	
111	2	0.8343	-0.7625		2	0.8408	-0.7883		1	0.8251	-0.9223	
112	1	0.8417	-0.7435		1	0.8575	-0.7770		2	0.8325	-0.9066	
113	2	0.8584	-0.7178		2	0.8650	-0.7677		2	0.8425	-0.8942	
114	1	0.8659	-0.7098		2	0.8750	-0.7452		1	0.8514	-0.8791	
115	2	0.8734	-0.6924		1	0.8825	-0.7277		1	0.8591	-0.8766	
116	2	0.8834	-0.6692		2	0.8901	-0.7067		2	0.8666	-0.8641	
117	1	0.8910	-0.6385		2	0.9002	-0.6752		1	0.8740	-0.8398	
118	2	0.8985	-0.6265		1	0.9085	-0.6507		2	0.8817	-0.8351	
119	2	0.9094	-0.5880		2	0.9159	-0.6154		1	0.8917	-0.8039	
120	1	0.9167	-0.5775		2	0.9258	-0.5872		2	0.8992	-0.7951	
121	2	0.9242	-0.5322		2	0.9863	-0.3960		2	0.9072	-0.7562	
122	2	0.9847	-0.2734		2	0.9923	-0.4034		2	0.9175	-0.7204	
123	3	0.9921	-0.2647	0.0043	4	0.9998	-0.4023	0.0072	1	0.9249	-0.7061	
124	3	0.9992	-0.2593	0.0022	3	1.0088	-0.4090	0.0073	1	0.9299	-0.6667	
125	4	1.0082	-0.2711	0.0034	3	1.0159	-0.4284	0.0075	4	0.9910	-0.5341	0.0211
126	3	1.0172	-0.2896	0.0093	4	1.0249	-0.4515	0.0071	3	1.0004	-0.5367	0.0121
127	3	1.0243	-0.3145	0.0168	3	1.0341	-0.4844	0.0147	3	1.0075	-0.5341	0.0146
128	4	1.0335	-0.3462	0.0139	2	1.0403	-0.5028		4	1.0165	-0.5553	0.0143
129	1	1.0457	-0.3997		3	1.0499	-0.5526	0.0195	3	1.0255	-0.5829	0.0170
130	3	1.0509	-0.4194	0.0118	4	1.0589	-0.5861	0.0131	3	1.0326	-0.5967	0.0226
131	3	1.0584	-0.4600	0.0187	2	1.0666	-0.6086		3	1.0409	-0.6396	0.0280
132	4	1.0676	-0.4958	0.0157	3	1.0754	-0.6401	0.0102	3	1.0515	-0.6925	0.0348
133	2	1.0755	-0.5279		2	1.0825	-0.6679		2	1.0579	-0.7036	
134	3	1.0826	-0.5515	0.0083	3	1.0915	-0.6930	0.0123	4	1.0658	-0.7249	0.0209
135	2	1.0917	-0.5893		4	1.1007	-0.7168	0.0200	4	1.0763	-0.7632	0.0223
136	4	1.0990	-0.6114	0.0126	3	1.1089	-0.7452	0.0200	2	1.0842	-0.7880	
137	4	1.1084	-0.6423	0.0100	5	1.1163	-0.7470	0.0112	3	1.0933	-0.7958	0.0095
138	3	1.1172	-0.6612	0.0104	6	1.1251	-0.7710	0.0107	3	1.1014	-0.8240	0.0219
139	4	1.1250	-0.6819	0.0042	4	1.1336	-0.7923	0.0142	2	1.1091	-0.8532	
140	6	1.1336	-0.6956	0.0075	4	1.1404	-0.8028	0.0151	3	1.1155	-0.8688	0.0261
141	3	1.1422	-0.7105	0.0043	2	1.1475	-0.8127		2	1.1256	-0.8981	
142	1	1.1469	-0.7221						5	1.1325	-0.8875	0.0220
143									5	1.1413	-0.9062	0.0187
144									1	1.1481	-0.9403	