

On the Pauling entropy for ice and the accuracy of the single tetrahedron approximation for the pyrochlore lattice Ising antiferromagnet

R. R. P. Singh

Department of Physics, University of California Davis, CA 95616, USA

J. Oitmaa

School of Physics, The University of New South Wales, Sydney 2052, Australia

(Dated: March 25, 2019)

We study the accuracy of single tetrahedron based approximations for the entropy, specific heat and uniform susceptibility of the pyrochlore lattice Ising antiferromagnet, by calculating its first corrections in a Numerical Linked Cluster (NLC) expansion. We show that these properties can be calculated by a star-graph expansion. In a tetrahedron based NLC, the first correction to a single-tetrahedron approximation arises from a cluster of 6 tetrahedra. This changes the $T = 0$ entropy per site from $\frac{1}{2} \ln \frac{3}{2} \approx 0.20273$ to about 0.20410. At high temperatures, the accuracy of the calculations is verified by a high-order high temperature series expansion. We find the corrections to the single tetrahedron approximations to be less than one percent at all temperatures for the entropy and less than two percent for specific heat and susceptibility.

PACS numbers: 74.70.-b, 75.10.Jm, 75.40.Gb, 75.30.Ds

INTRODUCTION

In a simple model of ice, the oxygen atoms form a diamond lattice, and the protons reside on the nearest-neighbor bonds of the lattice. The four protons surrounding each oxygen atom can be in one of six configurations, where two protons are close to the oxygen atom forming a chemical bond whereas the other two are farther away forming a weaker hydrogen bond. The configurational entropy associated with the proton positions was first obtained by Pauling by assuming that each proton could be in two possible positions, but these were independently constrained by the 6 allowed configurations around each oxygen site.[1] It was shown by Anderson[2] that the ice problem mapped exactly on to the ground state entropy of an Ising antiferromagnet on the pyrochlore lattice, with nearest neighbor interactions. The pyrochlore lattice is a lattice of corner-sharing tetrahedra, where the centers of the tetrahedra form a diamond lattice, analogous to the oxygen positions in ice. If Ising spins are placed on the corners of the tetrahedra, in the antiferromagnetic ground state each tetrahedron must have two up and two down spins. These can be mapped exactly onto the allowed proton configurations.

Recent discovery of spin ice materials has led to considerable further interest in this subject.[3] These materials have a pyrochlore lattice of spins with strong uniaxial anisotropy, which constrains the spins at the vertices of the tetrahedra to directions pointing towards (in) or away from (out) the center of the tetrahedra. Furthermore, exchange and dipolar interactions lead to further constraints, where, in each tetrahedron two spins must point in and two must point out. This makes the analogy with the proton configurations in ice even more manifest if one regards the in-pointing spin as a proton that moves

closer and an out pointing spin as the proton that moves farther from the oxygen atom.

Single tetrahedron studies of the thermodynamic properties of this system such as entropy, specific heat, and uniform susceptibility have been performed by many authors.[4–8] And, indeed, the agreement of the low temperature entropy with the Pauling expression was one of the first major experimental successes of the study of spin-ice. [9] But, how accurate are these single tetrahedron based approximations? And, can one systematically calculate corrections to these expressions?

Thermodynamic properties of classical spin models in zero-field can be calculated by a star-graph expansion.[10] Consider a graph as a collection of sites that are connected pair-wise by the bonds of the graph. A site is a point of articulation in a graph, if cutting all the bonds incident on the site, makes the rest of the graph disconnected. A star-graph is one that has no such articulation site. Star graph expansions have been used to develop high temperature expansions for various spin models. But, they can also be used in a Numerical Linked Cluster (NLC) scheme, where no small expansion parameter is needed.[11] Rather, thermodynamic properties of finite clusters can be calculated at a given temperature and then the principle of inclusion and exclusion can be used to calculate the thermodynamic property of the infinite system by summing up contributions from all allowed clusters.

In a lattice of corner-sharing tetrahedra, it is natural to consider an NLC expansion scheme, in which all interactions are grouped into tetrahedra. Apart from a single site, all graphs with bonds are made up of complete tetrahedra. This scheme is particularly useful because the tetrahedra are joined at corners in the lattice. In a graph with two tetrahedra, the site where they are joined

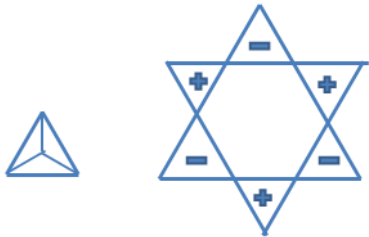


FIG. 1: First two star-graphs of the pyrochlore lattice made up of complete tetrahedra. The first one is a single tetrahedron. The second is a ring of six tetrahedra that alternately point in and out of the board (denoted by + and - signs).

becomes a point of articulation. Cutting all the bonds at that site makes the graph disconnected. Thus, in a star-graph expansion, the two-tetrahedron graph makes no contribution. It also means that the single tetrahedron approximation becomes exact on a Husimi tree.[12]

The next smallest graph made up of tetrahedra on the pyrochlore lattice that is a star graph consists of a ring of six-tetrahedra. These two star-graphs are shown in Fig. 1. Calculations of contributions from this graph gives the first corrections to the single tetrahedron based calculations. These calculations are analogous to triangle-based expansions done by Rigol et al for the kagome lattice.[11] In that case, the Pauling expression for ground state entropy is 0.50136. Adding the next correction brought the entropy to 0.50182, much closer to known exact answer of approximately 0.50183.[13]

We will consider the Ising model on the pyrochlore lattice, with Hamiltonian

$$\mathcal{H} = \sum_{i,j} S_i S_j, \quad (1)$$

Here the S_i take values ± 1 and the sum runs over all nearest-neighbor bonds of the pyrochlore lattice.

We consider a graphical expansion scheme, where the extensive property P for a large lattice \mathcal{L} of N -sites is expressed as[14]

$$P(\mathcal{L})/N = \sum_c L(c) \times W_P(c). \quad (2)$$

The sum is over distinct clusters of the lattice. $L(c)$ is the lattice constant of the cluster, given by the number of embeddings of the cluster in the lattice, per site. The quantity $W_P(c)$ is the weight of the cluster associated with the property, P , which is defined by the subgraph subtraction scheme

$$W_P(c) = P(c) - \sum_s W_P(s), \quad (3)$$

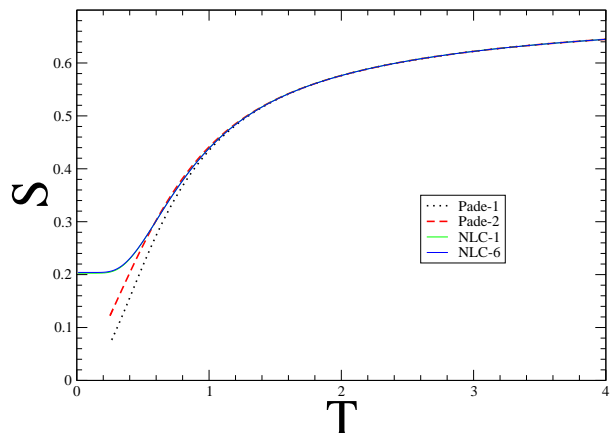


FIG. 2: Entropy of the pyrochlore lattice Ising antiferromagnet as a function of temperature.

Here, the sum runs over all subclusters of the cluster c . A star graph expansion requires that all articulated graphs have zero weight. This is very simple to see for properties that can be obtained from the logarithm of the zero-field partition function. For any articulated graph, one can show that a partition function, that is normalized to unity in the absence of interactions, becomes a product of partition functions over the two subgraphs articulated at a point. Hence $\ln Z$ becomes a sum. Thus for an articulated graph c made up of parts a and b , which only share a point of articulation, the property satisfies

$$P(c) = P(a) + P(b). \quad (4)$$

This is enough to ensure that after subgraph subtraction the articulated graph has zero weight. It is a little harder to see how to develop star-graph expansion for the uniform susceptibility. One needs to consider the matrix M with elements[15, 16]

$$M_{ij} = \langle S_i S_j \rangle, \quad (5)$$

where i and j are sites of the cluster and angular brackets denote thermal expectation values. One can show that for a graph articulated at site k into parts a and b

$$\langle S_i S_j \rangle = \langle S_i S_k \rangle_a \langle S_k S_j \rangle_b, \quad (6)$$

when i and j belong to a and b respectively. And within a and b , the correlations remain the same as in the subcluster. This can be used to further show that

$$\psi = \sum_{i,j} M_{ij}^{-1}, \quad (7)$$

where M^{-1} is the inverse of the matrix M , has a star graph expansion. Furthermore, for the infinite lattice,

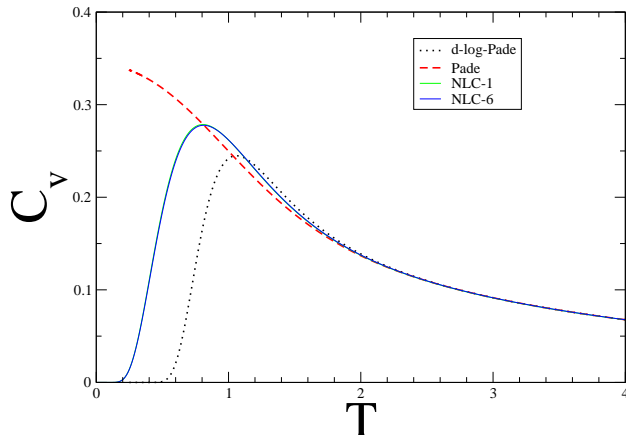


FIG. 3: Heat capacity of the pyrochlore lattice Ising antiferromagnet as a function of temperature.

this is related to the inverse of the uniform structure factor, or temperature times the uniform susceptibility by the relation,

$$T\chi = \frac{1}{N} \sum_{i,j} \langle S_i S_j \rangle = \frac{N}{\psi}. \quad (8)$$

In our graphical expansion, the first graph after a single site consists of a single tetrahedron. It corresponds to the Pauling approximation of treating the constraints of each tetrahedron independently. It has a lattice constant of $\frac{1}{2}$. The next star-graph is a ring of 6-tetrahedra which has a lattice constant of unity (See Fig. 1).

The expression for the $T = 0$ entropy becomes

$$S = \ln 2 + \frac{1}{2} \ln \frac{6}{24} + 1 \left(\ln \frac{730}{218} - 6 \ln \frac{6}{24} \right), \quad (9)$$

Here 6 and 730 are the number of ground states of the first two star-graphs and we have multiplied their weights by their lattice constants of $1/2$ and 1 respectively.

High temperature series expansions for this system were derived some years ago: to order 19 for $\ln Z$ [17] and to order 16 for χ . [18] We have reanalyzed these series using Padé and d-log Padé approximants to yield the series results for comparison at high temperatures.

Fig. 2 shows a plot of the entropy. The single tetrahedra approximation is denoted NLC-1. NLC-6 includes the next order correction. Fig. 3 shows the corresponding plots of the heat capacity. Fig. 4 shows the plots of the uniform susceptibility. The high temperature expansions converge really well only above a temperature of 2. Note that the spins are normalized to be ± 1 . The temperature scale would be four times lower if they were normalized to $\pm 1/2$.

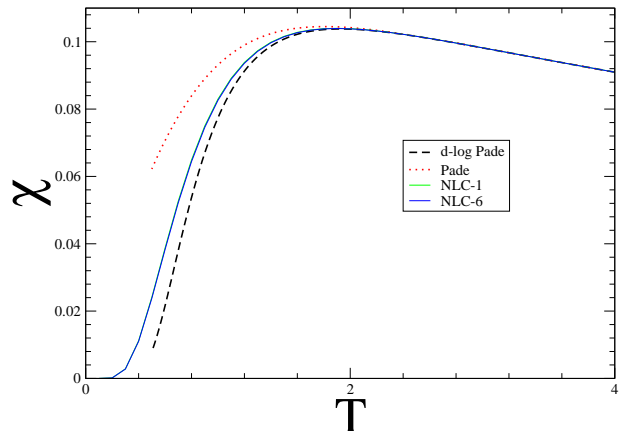


FIG. 4: Uniform susceptibility of the pyrochlore lattice Ising antiferromagnet as a function of temperature.

In all cases, the single tetrahedron based approximation is remarkably accurate. Let us define percent correction for the three quantities $a =$ entropy (s), heat capacity (c) and susceptibility (χ) as

$$P_a = 100 * (a(6) - a(1))/a(1). \quad (10)$$

Here $a(6)$ is the quantity after including the 6 tetrahedra cluster and $a(1)$ is the property with only the one tetrahedron cluster. A plot of P_a with temperature is shown in Fig. 5. The largest corrections are near $T = 0$. The largest correction is less than a percent for the entropy and two percent for the heat capacity and uniform susceptibility.

In conclusion, we have used a star-graph expansion scheme to show that the Pauling approximation for the entropy of ice and calculation of other properties of the pyrochlore lattice Ising model based on a single tetrahedron is really a first term in a Numerical Linked Cluster (NLC) scheme. In the corner sharing lattice, this scheme is highly accurate. We have calculated the first corrections to the single tetrahedron approximations and found them to be less than one percent for entropy and at worst a couple of percent for specific heat and uniform susceptibility.

These ideas of star-graph expansions are also valid for continuous spin models, where also single tetrahedra based schemes have been used successfully.[6] They are also valid in presence of dilution and quenched disorder.[16, 19] Star graph expansions are not valid for quantum spin models and it remains to be seen how one can calculate accurate numerical properties for these models at various temperatures. Our work provides justification for those approaches that approximate the

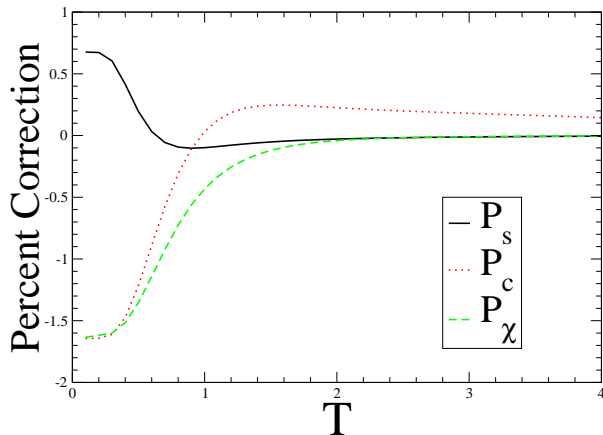


FIG. 5: Percentage correction to the quantities, entropy (P_s), heat capacity (P_c) and susceptibility (P_χ) after inclusion of the six-tetrahedra cluster.

quantum systems on corner sharing lattices by a Husimi cactus.[20]

We are grateful for the computing resources provided by the Australian Partnership for Advanced Computing (APAC) National Facility. This work is supported in part by NSF grant number DMR-1004231.

[1] L. Pauling, J. Am. Chem. Soc. 57, 2680 (1935).

- [2] P. W. Anderson, Phys. Rev. 102, 1008 (1956).
 [3] For a recent review of spin-ice see J. S. Gardner, M. J. P. Gingras and J. E. Greedan, Rev. Mod. Phys. 82, 53 (2010).
 [4] R. Liebmann, *Statistical Mechanics of Periodic Frustrated Ising Systems*, (Berlin: Springer-Verlag 1986)
 [5] R. Moessner, Can. J. Phys. 79, 1283 (2001).
 [6] R. Moessner and A. J. Berlinsky, Phys. Rev. Lett. 83, 3293 (1999).
 [7] C. Castelnovo, R. Moessner, and S. L. Sondhi, Nature 451, 42 (2008).
 [8] C. Castelnovo, R. Moessner, and S. L. Sondhi, Phys. Rev. B 84, 144435 (2011).
 [9] A. P. Ramirez et al, Nature 399, 333 (1999).
 [10] For a review of star-graph expansions, see S. Mckenzie in *Phase Transitions Cargese* (1980), edited by M. Levy, J. C. LeGuillou, and J. Zinn-Justin (Plenum, New York, 1980).
 [11] M. Rigol, T. Bryant and R. R. P. Singh, Phys. Rev. Lett. 97, 187202 (2006); Phys. Rev. E 75, 061118 (2007); Phys. Rev. E 75, 061119 (2007).
 [12] K. Husimi, J. Chem. Phys. 18, 682 (1950).
 [13] I. Syozi, Prog. Theor. Phys. 6, 306 (1951); K. Kano and S. Naya, ibid 10, 158 (1953).
 [14] J. Oitmaa, C. Hamer and W. Zheng, *Series Expansion Methods for strongly interacting lattice models* (Cambridge University Press, 2006).
 [15] D. C. Rapaport, J. Phys. A 7, 1918 (1974).
 [16] R. R. P. Singh and S. Chakravarty, Phys. Rev. Lett. 57, 245 (1986); Phys. Rev. B 36, 546 (1987).
 [17] R. W. Gibberd, Can J. Phys. 48, 307 (1970).
 [18] J. Ho-Ting-Hun and J. Oitmaa, J. Phys. A 8, 1920 (1975).
 [19] R. V. Ditzian and L. P. Kadanoff, Phys. Rev. B 19, 4631 (1979).
 [20] Z. Hao and O. Tchernyshyov, Phys. Rev. Lett. 81, 214445 (2010).