

A Simple Proposal for an Ophthalmic-Optical Solution to the Accommodation-Vergence Mismatch Problem in 3D Displays

Dal-Young KIM^{*}

*Department of Optometry, Seoul National University of Science and Technology (Seoul Tech),
Seoul 139-743, Republic of Korea*

Here is suggested a solution to the accommodation-vergence mismatch problem in 3D stereoscopic displays. It can be achieved by compensating the mismatched focal length with refractive power of adjustable-focus 3D glasses. The compensation would make vergence of human eyes match with position of virtual stereo-image, reducing the visual fatigue.

Keywords: stereopsis, 3D display, accommodation-vergence mismatch, visual fatigue, adjustable-focus eye-glasses

^{*} E-mail address: dykim@seoultech.ac.kr

The accommodation-vergence mismatch (AVM) has been considered as a cause of the visual fatigue induced by watching three-dimensional(3D) stereoscopic displays,¹⁻⁵⁾ though some recent researches suggested that it was not an essential cause.^{6,7)} Owing to rapid growth of the 3D TV and cinema industry, much attention is paid to it. Various ideas have been proposed to solve the AVM problem, and most of solutions are belonged to one of two categories, that is, the wave front reconstructing displays or the volumetric displays.⁸⁾ Differently from these previous solutions, we would propose a new solution based on ophthalmic optics in this short note.

The AVM is a mismatch between focal length (adjusted by accommodation) of human eye and binocular vergence (convergence or divergence) angle when a viewer watches the 3D display or head-mounted display. Figure 1 (a) depicts the viewer is watching a conventional two-dimensional (2D) display. Here N_1 and N_2 are the nodal points of left and right eyeballs. Visual axes of the viewer's both eyes converge to a fixation point (FP) on the 2D display, and the vergence angle is defined as θ_1 . The focal lengths of both eyes are adjusted to N_1 -FP and N_2 -FP for left and right eye, respectively. On the other hand in Fig. 1 (b), the viewer is watching a (2-view type) 3D stereoscopic display. Every frame of displayed motion pictures is divided into two pictures for stereoscopic vision. One picture is incident from FP_1 to left eye while the other picture is incident from FP_2 to right eye, inducing binocular disparity. The human stereopsis produces a virtual 3D image at V point to which the visual axes of viewer's two eyes converge. The convergence angle changes from θ_1 to θ_2 . However, the focal lengths of left and right eyes are neither N_1 -V nor N_2 -V, but N_1 - FP_1 and N_2 - FP_2 , respectively. It is because the 3D image at V point is not a real one but real pictures are still on the surface of 3D display.

It is well known that the vergence and accommodation are not independent but highly correlated with each other.⁹⁾ The focal lengths have to shorten with wide vergence angle when

the viewer watches a near point, while they have to lengthen with narrow vergence angle when the viewer watches a far point. This coupling of vergence and accommodation is so strong that the viewer can feel discomfort if it is broken. Long focal lengths with wide vergence angle or short focal lengths with narrow vergence angle are quite unusual. The situation of Fig. 1 (a) is natural and comfortable for the viewer, but that of Fig. 1 (b) is discomfort due to abnormal long focal lengths with wide vergence angle. This is the AVM.

In the view point of the physiological optics, we think the most simple but efficient solution to the problem is to compensate the mismatched accommodation (focal length) by refractive power of 3D glasses.

Fig. 2 describes relations between the focal lengths of the left eye and 3D glasses. Here let me introduce the concept of refractive power D , which is defined as an inverse of focal length. It is well known that total refractive power of a certain ophthalmic-optical system is approximately a sum of refractive powers of eye and spectacles-lens. Assuming that the 3D glasses have refractive power as well, the refractive power D_R of total ophthalmic-optical system in Fig. 2 is given as

$$D_R \approx D_V + D_C \quad (1).$$

Here, D_V and D_C are refractive powers of the viewer's eye and 3D glasses. In order to watch the real image (FP₁) on the surface of 3D display, the focal length and refractive power of the total system must be N₁-FP₁ (f_R) and $1/f_R$. As mentioned above, the viewer feels comfortable when the focal length and refractive power of eye are N₁-V (f_V) and $1/f_V$. From these constraints, focal length (f_C) and refractive power (D_C) of 3D glasses required to satisfy Eq. (1) is calculated as;

$$D_C = D_R - D_V = \frac{1}{f_R} - \frac{1}{f_V} \equiv \frac{1}{f_C} \quad (2).$$

If f_C satisfies above Eq. (2), the viewer can watch comfortably the real image (FP₁) by total

refractive power of f_R , with natural coupling of convergence to the V point and eye focal length of f_V . This compensation by the refractive power of 3D glasses is a solution to the AVM which we would propose. Equation (2) is also valid in case of left eye, or when the virtual image V locates at the back of the 3D display, resulting in negative focal length of f_C that means the lens of 3D glasses is a concave one.

At a glimpse, this compensation method looks impractical for 3D motion pictures because it requires continuous change of the focal lengths of 3D glasses. However, adjustable-focus eye-glasses lens was already invented just few years ago,¹⁰⁾ which can be useful for this compensation method. It is composed of liquid crystal (LC) panels that electro-optically diffract lights like lenses. By changing external electric field applied to the LC, their focal lengths and refractive powers are continuously adjustable. Similar with the synchronization of 3D display and 3D glasses in the shutter-glasses method, the 3D display can continuously communicate the required f_C to the 3D glasses for the compensation.

We have to know position of the V point to calculate the required f_C . It is not easy to estimate the depth perceived by binocular vision, due to its complicate mechanism.¹¹⁻¹²⁾ However, geometrical position of the V point may be calculated from the viewer's position and inter-pupillary distance, the distance between FP_1 and FP_2 in Fig. 1 (b), and so on. All of these factors can electronically be detected by recent 3D display technologies or can be input by the viewer. In the above discussion about Fig. 2, for simplicity, we did neither consider interval between lens of 3D glasses and eyeball. This inter-vertex distance must also be considered for precise calculation of f_C .

It is supposed that rapid change of the refractive power of eye-glasses can make the viewer feel dizzy. To avoid such dizziness, the focal length change of 3D glasses need not to be so accurate but may be smoothened. It is already reported that small mismatch of focal lengths does not make the viewer discomfort, in favor of the depth of focus.⁶⁻⁷⁾

As a summary, a new method to reduce the AVM in 3D display was proposed. The AVM can be compensated by the refractive power of adjustable-focus 3D glasses. To realize this scheme, further theoretical, instrumental, and clinical studies are needed.

Acknowledgement

This work was financially supported by LG Electronics and Seoul National University of Science and Technology. Author sincerely thanks Ms. J. H. Baek, Ms. Y-J. Noh, and Mr. S-H. Kim for helpful discussions with them.

References

- 1) M. Emoto, T. Niida, and F. Okano: *J. Disp. Technol.* **1** (2005) 328.
- 2) M. Lambooi and W. Ijsselsteijn: *Journal of Imaging Science and Technology* **53** (2009) 030201.
- 3) M. Lambooi, W. Ijsselsteijn, and I. Heynderickx: *Displays* **32** (2011) 209.
- 4) K. Ukai and P. A. Howarth: *Displays* **29** (2008) 106.
- 5) Y. Fujii, H. Kaneko, K. Fukuda: *Kogaku* **39** (2010) 404 [in Japanese].
- 6) R. Patterson: *J. Soc. Inf. Disp.* **17** (2009) 987.
- 7) D. M. Hoffman, A. R. Girshick, K. Akeley, and M. S. Banks: *Journal of Vision* **8** (2008) 3.
- 8) G. D. Love, D. M. Hoffman, P. J. W. Hands, J. Gao, A. K. Kirby, and M. S. Banks: *Opt. Express* **17** (2009) 15716.
- 9) F. M. Toates: *Physiological Reviews* **52** (1972) 828.
- 10) G. Li, D. L. Mathine, P. Valley, P. Å yräs, J. N. Haddock, M. S. Giridhar, G. Williby, J. Schwiegerling, G. R. Meredith, B. Kippelen, S. Honkanen, and N. Peyghambarian: *Proc. Natl. Acad. Sci. U.S.A.* **103** (2006) 6100.
- 11) G. Westheimer: *J. Opt. Soc. Am. A* **28** (2011) 1185.
- 12) H. Mitsudo, H. Kaneko, S. Nishida: *Vision Research* **49** (2009) 348.

Figure captions

Figure 1. Relation between the fixation points, vergence angle and images when a viewer watches (a) a 2D display or (b) a 2-view type 3D display.

Figure 2. Focal lengths of eye and 3D glasses lens.

Figures

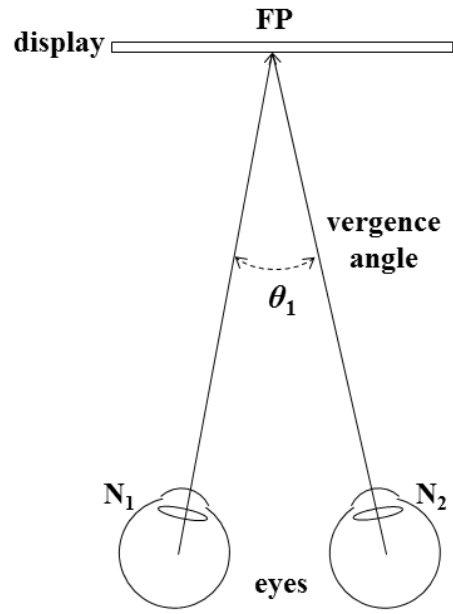


Fig. 1 (a)

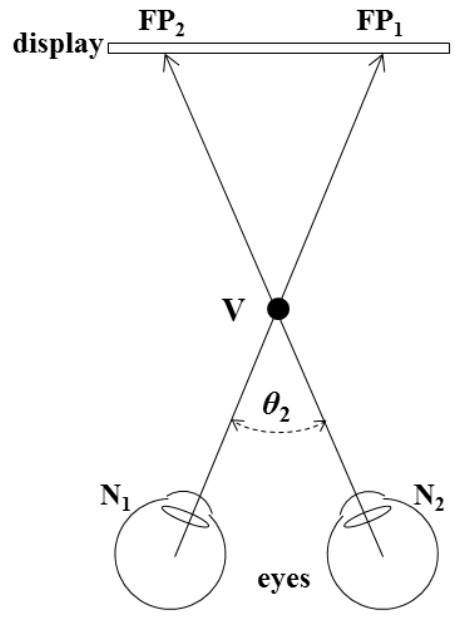


Fig. 1 (b)

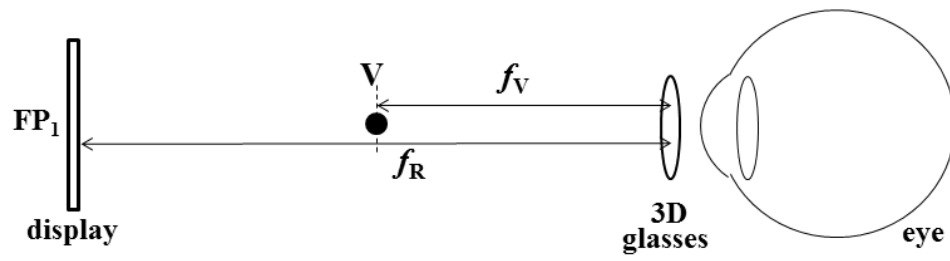


Fig. 2