

Does a ferromagnet with spin-dependent masses produce a spin-filtering effect in a ferromagnetic/insulator/superconductor junction?

Gaetano Annunziata, Mario Cuoco, Paola Gentile, Alfonso Romano, Canio Noce
SPIN-CNR, I-84084 Fisciano (Salerno), Italy
Dipartimento di Fisica "E. R. Caianiello",
Università di Salerno, I-84084 Fisciano (Salerno), Italy
 (Dated: November 19, 2018)

We analyze charge transport through a ballistic ferromagnet/insulator/superconductor junction by means of the Bogoliubov-de Gennes equations. We take into account the possibility that ferromagnetism in the first electrode may be driven by a mass renormalization of oppositely polarized carriers, i.e. by a spin bandwidth asymmetry, rather than by a rigid splitting of up- and down-spin electron bands as in a standard Stoner ferromagnet. By evaluating the averaged charge conductance for both an s - and a $d_{x^2-y^2}$ -wave order parameter for the S side, we show that the mass mismatch in the ferromagnetic electrode may mimic a spin active barrier. Indeed, in the s -wave case we show that under suitable conditions the spin dependent conductance of minority carriers below the energy gap Δ_0 can be larger than for majority carriers, and lower above Δ_0 . On the other hand, for a $d_{x^2-y^2}$ -wave superconductor similar spin-dependent effects give rise to an asymmetric peak splitting in the conductance. These results suggest that the junction may work as a spin-filtering device.

I. INTRODUCTION

In recent years, the investigation of transport properties in hybrid structures realized with a ferromagnet and a superconductor separated by a thin insulating layer (F/I/S) has received considerable theoretical and experimental attention. Indeed, the study of these heterostructures may allow to probe relevant properties of the materials constituting the junction, such as the polarization of the ferromagnet^{1,2} and/or the gap amplitude and symmetry of the superconductor.^{3,4} Moreover, using these junctions, potential device applications may be investigated ranging from electronics to spintronics as well as to information and communication technologies.⁵ On the other hand, the basic process occurring at the boundaries separating the superconducting material and the normal metal, i. e. the Andreev reflection⁶ (AR), is strongly sensitive to magnetic polarization. Furthermore, measurements of the tunneling conductance in F/I/S structures turn out to be an important tool in understanding properties of old and new superconducting materials, since this kind of measurement offers the opportunity to probe the superconducting order parameter symmetry in unconventional superconductors, the latter being ARs phase sensitive. For instance, one of the strongest evidence supporting d -wave symmetry for high- T_c cuprates is the zero bias conductance peak revealed in ab plane tunneling conductance from normal metal.⁷

To interpret the large amount of tunneling experiments performed on F/I/S junctions, fundamental theories of transport, such as in particular the one by Blonder, Tinkham and Klapwijk (BTK),⁸ have been suitably extended to take into account all possible symmetries of the superconducting order parameter.⁹⁻¹⁴

Usually, the ferromagnetic side has predominantly been described within the Stoner model, relying on the assumption that the bands for different electron spin orientations have the same dispersion and are rigidly

shifted by the exchange interaction. Nevertheless, the Stoner approach may be insufficient to describe some real ferromagnets because many terms deriving from Coulomb repulsion are eliminated from the full Hamiltonian.^{15,16} Moreover, some real systems such as the ferromagnetic transition metals Fe, Co, and Ni and their alloys,¹⁷ weak metallic ferromagnets such as $ZrZn_2$ ^{18,19} and Sc_3In ,^{20,21} colossal magnetoresistance manganites such as $La_{1-x}Sr_xMnO_3$,²² and rare earth hexaborides such as EuB_6 ^{23,24} require a theoretical description going beyond the Stoner method. Therefore, when theoretically modelling F/I/S junctions, it may be interesting to assume for the magnetism in the F electrode microscopic scenarios other than the Stoner one. Special interest has been devoted to a form of itinerant ferromagnetism driven by a gain in kinetic energy deriving from a spin dependent bandwidth renormalization, or, equivalently, by an effective mass splitting between up- and down-spin carriers.²⁵⁻³⁰ Furthermore, we mention that the interplay of superconductivity and this kinetically driven ferromagnetism has been shown to originate different features compared to the Stoner case, concerning the phenomena of coexistence, proximity and transport.^{31,32} Among the results obtained, we have shown that a F/I/S junction turns out to be a valuable device to probe ferromagnetism, also providing a way to estimate the possible mass mismatch of the carriers. We have also investigated the properties of the same junction, considering for the superconducting order parameter a chiral p -wave and a d -wave symmetry. We have found out that, as soon as a finite magnetization appears in the F-side, very peculiar effects take place as a consequence of the propagation in the ferromagnetic layer of superconducting oscillating components of different symmetry compared to the bulk one developing in the S-side. Moreover, the density of states at the interface, in the p - as well as in the d -wave case, exhibits distinct effects on the opening of gap-like structures in the density of states of both kinds of spin

species.

Motivated by the above considerations, we analyze here the charge transport through a F/I/S junction where a spin bandwidth asymmetry mechanism can be active in the ferromagnetic layer. The motivation behind this choice is here related to the investigation of the following issue: *can one observe in this kind of junction a spin-dependent transport allowing to give rise to spin-filtering effects?* We show that under specific conditions this behavior is possible, as a consequence of the fact that the mass mismatch makes up- and down-spin electrons see a different height of the insulating barrier. The specific features of this effect depend on the pairing symmetry of the superconducting order parameter. In particular, here we consider the cases of a conventional s -wave superconductor and of an unconventional $d_{x^2-y^2}$ -wave one.

The problem is here investigated by solving the Bogoliubov-de Gennes (BdG) equations³³ within an extended BTK approach, formulated for a two-dimensional F/I/US ballistic junction. We note that this method has been generalized in the last years to take into account higher dimensionalities, anisotropic forms of the superconducting order parameter, different Fermi energies for the two sides of the junction, and a spin-flip interfacial scattering.^{34–45}

The paper is organized as follows. In Section II we introduce the model and the related method of solution, while in Section III the results correspondingly obtained are shown. Finally, the last section is devoted to the conclusions.

II. FORMULATION

Let us consider a two-dimensional F/I/S junction in the clean limit, having the geometry shown in Fig. 1. The system is built up of two semi-infinite layers connected by an infinitely thin insulating barrier described by a potential of the form $V(\mathbf{r}) = H\delta(x)$. The dimensionless parameter $Z = 2m'H/(\hbar^2k'_F)$ everywhere in this paper will conveniently characterize the strength of the interfacial scattering. Here m' and k'_F are the quasiparticles effective mass and the Fermi wave-vector for the superconductor, respectively. The interface lies along the y direction at $x = 0$ so that the region $x < 0$, the F side, is occupied by an itinerant ferromagnet, while the region $x > 0$, the S side, is occupied by a singlet superconductor. The F side may correspond to a standard Stoner ferromagnet (STF), to a spin bandwidth asymmetry ferromagnet (SBAF), or to a system where both kinds of microscopic mechanism are present.

The excitations propagating through the junction are obtained by means of the single-particle Hamiltonian

$$H_0^\sigma = [-\hbar^2\nabla^2/2m_\sigma - \rho_\sigma U - E_F] \Theta(-x) + [-\hbar^2\nabla^2/2m' - E'_F] \Theta(x) + V(\mathbf{r}), \quad (1)$$

where $\sigma = \uparrow, \downarrow$, m_σ is the effective mass for σ -polarized electrons in the F side, $\rho_{\uparrow(\downarrow)} = +1(-1)$, U is the exchange

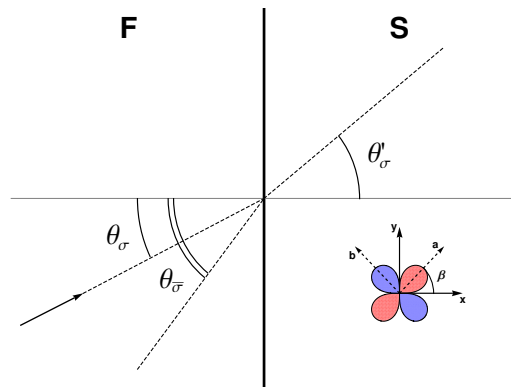


FIG. 1: (Color online) Schematic illustration of F/I/S junction described in the text. Here, θ_σ , $\theta_{\bar{\sigma}}$, and θ'_σ are injection Andreev reflection, and transmission angles for electrons and quasiparticles with spin σ . β is the angle formed by the crystallographic a axis of a d -wave superconductor with the x axis.

interaction, E_F is the Fermi energy of the ferromagnet, $\Theta(x)$ is the Heaviside step function, and E'_F is the Fermi energy for the superconductor, respectively. The BdG equations are

$$\begin{pmatrix} H_0^\sigma & \Delta \\ \Delta^* & -H_0^{\bar{\sigma}} \end{pmatrix} \begin{pmatrix} u_\sigma \\ v_{\bar{\sigma}} \end{pmatrix} = \varepsilon \begin{pmatrix} u_\sigma \\ v_{\bar{\sigma}} \end{pmatrix}, \quad \sigma = \uparrow, \downarrow, \quad (2)$$

where $\bar{\sigma} = -\sigma$ and $(u_\sigma, v_{\bar{\sigma}}) \equiv \Psi_\sigma$ is the energy eigenstate in the electron-hole space associated with the eigenvalue ε . Eqs. (2) admit an analytical solution in the approximation of a rigid superconducting pair potential, i.e. $\Delta(\mathbf{r}) = \Delta(\theta')\Theta(x)$, where θ' is the angular variable for the S side (see Fig. 1). Neglecting proximity effect at the interface is a standard procedure in the BTK approach which is known to give qualitative and quantitative agreement with fully self-consistent calculation in the tunneling limit $Z \gg 1$. On the other hand, for high interface transparency some quantitative deviations can be found, as shown for instance in Ref. 39 where the tunneling conductance of clean ferromagnet/superconductor junctions has been evaluated via a fully self-consistent numerical solution of the microscopic BdG equations. Since the Hamiltonian is invariant under translations along the y -axis, we can rewrite the eigenstates of the model as $\Psi_\sigma(\mathbf{r}) = e^{i\mathbf{k}_\parallel \cdot \mathbf{r}} \psi_\sigma(x)$, thus reducing the effective dimensionality of the problem.

Various scattering processes are possible at the interface for an electron injected from the F side with spin σ and momentum \mathbf{k}_σ^+ ($k_\sigma^+ = [(2m_\sigma/\hbar^2)(E_F + \rho_\sigma U + \varepsilon)]^{1/2}$):

a) normal reflection;

b) AR resulting in a hole with momentum $\mathbf{k}_{\bar{\sigma}}^-$ ($k_{\bar{\sigma}}^- = [(2m_{\bar{\sigma}}/\hbar^2)(E_F + \rho_{\bar{\sigma}} U - \varepsilon)]^{1/2}$) belonging to the opposite spin band and a Cooper pair transmitted in the superconductor;

c) transmission as an electron-like quasiparticle with momentum \mathbf{k}'_{σ^+} ($k'_{\sigma^+} = \left[(2m'/\hbar^2) \left(E'_F + \sqrt{\varepsilon^2 - |\Delta_{\sigma^+}|^2} \right) \right]^{1/2}$);

d) transmission as a hole-like quasiparticle with momentum \mathbf{k}'_{σ^-} ($k'_{\sigma^-} = \left[(2m'/\hbar^2) \left(E'_F - \sqrt{\varepsilon^2 - |\Delta_{\sigma^-}|^2} \right) \right]^{1/2}$).

Here, $\Delta_{\sigma\pm} = |\Delta_{\sigma\pm}| e^{i\phi_{\sigma\pm}}$ is the pair potential felt by electron-like (+) and hole-like (-) quasiparticles. We note that the spin dependence of $\Delta_{\sigma\pm}$ comes out from the different trajectories followed by up- and down-spin quasiparticles. The processes actually taking place depend on the energy, momentum and spin orientation of the incoming electrons, as well as on the interfacial barrier strength, the polarization in the F side and the symmetry of the superconducting order parameter in the S side.

For standard low-biased F/I/S junctions one has $E_F, E'_F \gg (\varepsilon, |\Delta|)$, so that one can apply the Andreev approximation⁶ and fix the momenta on the Fermi surfaces. Thus, the solutions of BdG equations can be written as

$$\psi_{\sigma}^F(x) = e^{ik_{\sigma,x}^F} \begin{pmatrix} 1 \\ 0 \end{pmatrix} + a_{\sigma} e^{ik_{\sigma,x}^F} \begin{pmatrix} 0 \\ 1 \end{pmatrix} + b_{\sigma} e^{-ik_{\sigma,x}^F} \begin{pmatrix} 1 \\ 0 \end{pmatrix} \quad (3)$$

$$\psi_{\sigma}^S(x) = c_{\sigma} e^{ik_{\sigma,x}^F} \begin{pmatrix} u_+ \\ e^{-i\phi_+} v_+ \end{pmatrix} + d_{\sigma} e^{-ik_{\sigma,x}^F} \begin{pmatrix} e^{i\phi_-} u_- \\ v_- \end{pmatrix} \quad (4)$$

where

$$u_{\pm} = \sqrt{\frac{\varepsilon \pm \sqrt{\varepsilon^2 - |\Delta_{\sigma\pm}|^2}}{2\varepsilon}}$$

$$v_{\pm} = \sqrt{\frac{\varepsilon \mp \sqrt{\varepsilon^2 - |\Delta_{\sigma\pm}|^2}}{2\varepsilon}}.$$

The superscript F in the wavevectors denotes that they are taken on the Fermi surfaces.

The probability amplitude coefficients a_{σ} , b_{σ} , c_{σ} , d_{σ} for the scattering processes may be calculated from the boundary conditions

$$\begin{aligned} \psi_{\sigma}^F(0) &= \psi_{\sigma}^S(0) \\ \left. \frac{du_{\sigma}^F}{dx} \right|_{x=0} - \frac{m_{\sigma}}{m'} \left. \frac{du_{\sigma}^S}{dx} \right|_{x=0} &= -\frac{2H}{\hbar^2} m_{\sigma} u_{\sigma}^S(0) \\ \left. \frac{dv_{\sigma}^F}{dx} \right|_{x=0} - \frac{m_{\bar{\sigma}}}{m'} \left. \frac{dv_{\sigma}^S}{dx} \right|_{x=0} &= -\frac{2H}{\hbar^2} m_{\bar{\sigma}} v_{\sigma}^S(0). \end{aligned} \quad (5)$$

We point out that the mass asymmetry between up- and down-spin electrons enters explicitly the above equations. This is at the origin of the different behavior across the barrier of the two kinds of carrier, that will be discussed in detail in the next Section.

The charge differential conductance at $T = 0$ is calculated from the ratio between the charge flux across the

junction and the incident flux at that bias, and may be easily evaluated from the probabilities associated with the four processes listed above. We proceed exactly as in Ref. 35, firstly calculating the charge differential conductance for each spin channel

$$G_{\sigma}(\varepsilon, \theta) = P_{\sigma} \left(1 + \frac{k_{\sigma,x}^F}{k_{\sigma,x}^F} |a_{\sigma}(\varepsilon, \theta)|^2 - |b_{\sigma}(\varepsilon, \theta)|^2 \right), \quad (6)$$

where θ is the angle formed by the momentum of the electrons propagating from the F side with respect to the normal to the interface (see Fig. 1), and $P_{\sigma} = n_{\sigma}/(n_{\uparrow} + n_{\downarrow})$ is the fraction of electrons occupying the σ -spin band of the metallic ferromagnet. Then, using the averaged differential conductance for given spin orientation

$$\langle G_{\sigma}(\varepsilon) \rangle = \int_{-\theta_C^{\sigma}}^{\theta_C^{\sigma}} d\theta \cos\theta G_{\sigma}(\varepsilon, \theta) / \int_{-\theta_C^{\sigma}}^{\theta_C^{\sigma}} d\theta \cos\theta, \quad (7)$$

where θ_C^{σ} is the critical angle for the transmission of σ -spin electrons, we get the averaged charge conductance as

$$\langle G(\varepsilon) \rangle = \langle G_{\uparrow}(\varepsilon) \rangle + \langle G_{\downarrow}(\varepsilon) \rangle. \quad (8)$$

III. RESULTS

As already mentioned in the previous Sections, we consider a F/I/S junction where ferromagnetism in the F-side may also be originated by a relative change in the bandwidths of electrons with opposite spin. In particular, we investigate the effect on the transport properties of the junction of the spin-dependent barrier renormalization stemming from the boundary conditions in Eqs.(5), also making a comparison with the conventional case of a Stoner ferromagnet. As far as the latter is concerned, it has been shown,³⁴ in the case of a d -wave superconducting electrode, that when ferromagnetism is described in terms of the Stoner model and a spin active barrier is considered, the conductance spectra for majority (minority) spins are shifted downwards (upwards) in energy. Besides, the spin polarization in the ferromagnet induces an imbalance of the peak magnitude and position, which can be considered as a signal of the spin polarization.

We start by considering the case of an isotropic s -wave superconductor (i. e. $\Delta_{\sigma\pm} = \Delta_0$) coupled to a STF or a SBAF, assuming a moderately large value of the interface barrier strength Z ($=15$) and a fixed value of the magnetization M ($=0.75$) (we refer here to the same definition of M introduced in Ref. 32). From the behavior of the averaged charge conductance, reported in Fig. 2 together with its two spin-resolved contributions, we see that in the SBAF case (right panel) for energies lower than the ground-state gap value Δ_0 , the component $\langle G_{\downarrow} \rangle$ associated with the minority down-spin carriers is larger than the component $\langle G_{\uparrow} \rangle$ associated with the majority up-spin ones, this order relation being reversed for ε

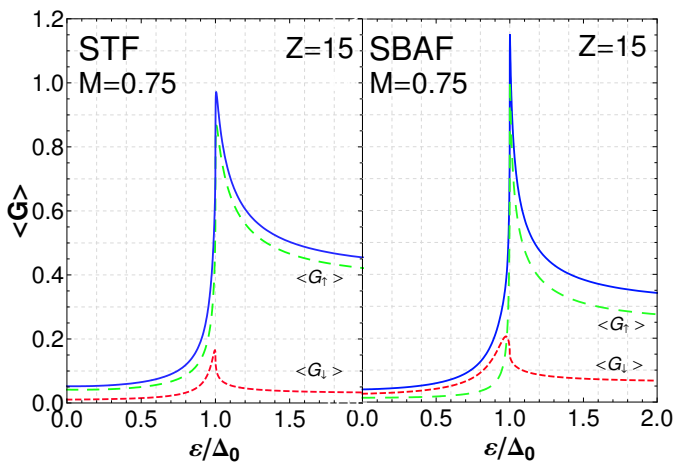


FIG. 2: (Color online) Spin-dependent charge conductances and total averaged conductance (full lines) for a F/I/S junction plotted as functions of the positive bias ε/Δ_0 . The left and the right figures refer to the cases of a Stoner-like ferromagnet ($U/E_F = 0.75, m_\uparrow/m_\downarrow = 1$) and of a spin band asymmetry ferromagnet ($U/E_F = 0, m_\uparrow/m_\downarrow = 7$), respectively. In both cases we have fixed $Z = 15$ and $M = 0.75$.

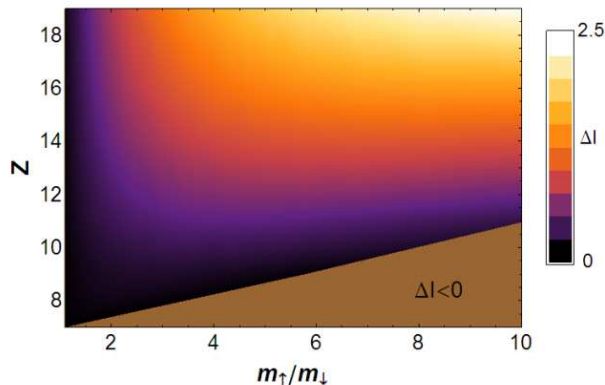


FIG. 3: (Color online) Density plot showing the quantity ΔI , defined in Eq. (9), as a function of the barrier height Z and the mass ratio m_\uparrow/m_\downarrow . Positive values of ΔI correspond to values of the minority spin integrated conductance, i. e. up to Δ_0 , larger than the corresponding majority ones. Negative values of ΔI indicate that minority down-spin electrons contribute to the current less than majority up-spin ones. Colors are associated with the values taken by the quantity ΔI .

larger than Δ_0 , approximately. This behavior strongly contrasts with the one observed for the STF case (left panel), where $\langle G_\downarrow \rangle$ is always lower than $\langle G_\uparrow \rangle$. A possible explanation of this apparently anomalous behavior may be that in the SBAF case the barrier acquires a spin active character and thus the up-spin electrons, although larger in number than the down-spin ones, feel a stronger value of the barrier height, resulting in a correspondingly reduced charge conductance. We point out

that the manifestation of this behavior depends on the actual values of Z and the mass ratio m_\uparrow/m_\downarrow . To clarify this point, in Fig. 3 we report a density plot for the quantity

$$\Delta I = \frac{\langle I_\downarrow \rangle - \langle I_\uparrow \rangle}{\langle I_\uparrow \rangle} \quad (9)$$

as a function of Z and m_\uparrow/m_\downarrow , where we have defined the spin-dependent integrated conductance

$$\langle I_\sigma \rangle = \int_0^{\Delta_0} \langle G_\sigma(\varepsilon) \rangle d\varepsilon.$$

From this figure we deduce that above moderately high values of the bare barrier height, a low degree of the mass mismatch is already sufficient to give rise to a charge current contribution from minority spin larger than the one produced by majority spin ones.

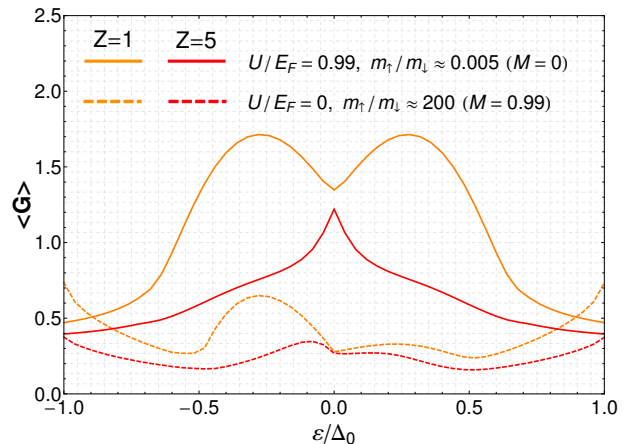


FIG. 4: (Color online) Averaged charge conductance curves plotted as a function of the renormalized energy (ε/Δ_0) for two values of the barrier height Z , namely $Z=1$ (orange curves) and $Z=5$ (red curves). The full lines refer to a N/I/S junction, where the magnetization $M=0$, whereas the dotted ones correspond to a F/I/S junction with a strong mass mismatch effect and a very large magnetization $M=0.99$. In both cases we consider a $d_{x^2-y^2}$ -symmetry superconductor.

The results obtained in the case of a $d_{x^2-y^2}$ -wave superconductor (i. e. $\Delta_{\sigma,\pm} = \Delta_0 \cos[2(\theta'_\sigma \mp \beta)]$ with $\beta = \pi/4$) are presented in Fig. 4. The full lines correspond to the case where the F-side is normal, i. e. the magnetization in the ferromagnet is zero as a consequence of the combined counteracting effect of the two microscopic mechanisms, realized here with a suitable combination of the exchange interaction and a vanishingly small value of the mass spin asymmetry ratio. From this figure we observe a symmetric behavior with respect to zero bias of the averaged charge conductance, with the peak splitting disappearing as the barrier height is increased. In terms of the spin resolved averaged conductances, this behavior is easily explained observing that

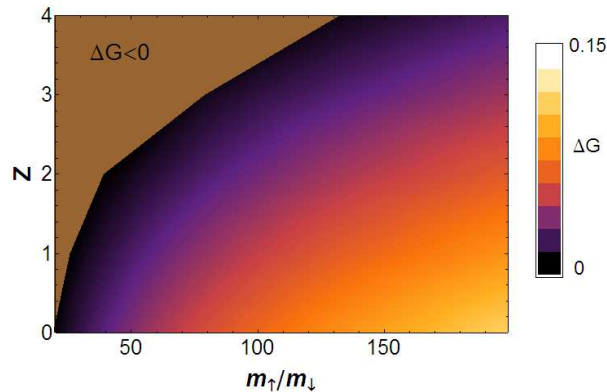


FIG. 5: (Color online) Density plot showing the values of Z and $m_{\uparrow}/m_{\downarrow}$ for which in a SBAF/I/S junction an asymmetric splitting of zero bias peak appear as a signature of spin-active interface. Colors are associated with the values taken by the discrete right derivative at the origin $\Delta G = (\langle G(\varepsilon = 0.1\Delta_0) \rangle - \langle G(0) \rangle) / \langle G(0) \rangle$.

$\langle G_{\uparrow} \rangle$ and $\langle G_{\downarrow} \rangle$ coincide for not too small Z , becoming symmetrically shifted with respect to each other as Z is decreased, as a consequence of the energy gain for majority spin, and the energy loss for minority ones, produced by the spin sensitive tunneling processes.

The case of an F/I/S junction with a SBAF is analyzed here assuming a value of $m_{\uparrow}/m_{\downarrow}$ large enough to make the ferromagnet behave almost like a half-metal. This choice is motivated by the fact that we want to emphasize the role played by the mass mismatch on the charge conductance. The asymmetry in the charge conductance profile that we observe in the SBAF case (dotted lines in Fig. 4) follows the behavior of the spin-resolved charge conductance contributions $\langle G_{\uparrow} \rangle$ and $\langle G_{\downarrow} \rangle$, not shown here for brevity, characterized by peaks of different heights, which moreover are not symmetrically shifted with respect to zero energy. For $M \neq 0$ the relation $\langle G_{\uparrow}(\varepsilon) \rangle = \langle G_{\downarrow}(-\varepsilon) \rangle$ is thus no more valid, so that the symmetric behavior observed before for $M = 0$ is lost and the total averaged charge conductance $\langle G \rangle = \langle G_{\uparrow} \rangle + \langle G_{\downarrow} \rangle$ exhibits an asymmetric shape.

These results show remarkable similarities to the ones reported in Ref. 34, and thus support our conjecture that a mass mismatch ferromagnet produces effects which are qualitatively similar to the ones obtained with spin active barriers. Of course, as previously stated, in our case no spin-flip process takes place in the insulating layer, with the transport becoming spin dependent only because up- and down-spin electrons see a different effective value of the barrier height Z , as a consequence of their mass mismatch. We also stress that the large value of $m_{\uparrow}/m_{\downarrow}$ ($\sim 10^2$) required to get a spin active behavior in the two-dimensional case analyzed here, gets considerably reduced in three dimensions. Actually, we have verified

that for the same case of large magnetization considered in Fig. 4, it becomes lower by about one order of magnitude ($m_{\uparrow}/m_{\downarrow} \simeq 30$). We remark that also in the case of a $d_{x^2-y^2}$ -wave superconductor, the results depend on the choice of the microscopic parameters of the model. To clarify this point in Fig. 5 we draw a contour plot giving the values assumed by the discrete right derivative of the averaged charge conductance at the origin, namely $\Delta G = (\langle G(\varepsilon = 0.1\Delta_0) \rangle - \langle G(0) \rangle) / \langle G(0) \rangle$, as a function of Z and $m_{\uparrow}/m_{\downarrow}$. We infer that in the limit of low transparency of the barrier ($Z \geq 3.5$), ΔG is always negative indicating that the peak in the averaged conductance is located at zero bias, independently of the value assumed by the mass ratio. On the other hand, for high barrier transparency, the subtle interplay between Z and $m_{\uparrow}/m_{\downarrow}$ gives rise to the peak splitting discussed above, which is here signalled by a positive value of ΔG .

As a final consideration, we note that the features observed when a $d_{x^2-y^2}$ -wave superconductor is considered are visible only in the limit of high transparency because in the tunneling limit only zero-energy Andreev bound states contribute to transport and this is unaffected by magnetization and/or spin active scattering at the interface, as pointed out in Ref. 34.

IV. CONCLUSIONS

We have investigated the effects induced by a ferromagnet with spin-dependent masses in a F/I/S junction, evaluating the averaged charge conductance for both an s - and a $d_{x^2-y^2}$ -wave superconducting order parameter for the S side. We have shown that the mass mismatch in the ferromagnetic electrode leads to new features in the transport properties, allowing to conclude that the presence of this kind of ferromagnet may mimic the behavior of a spin active barrier. This is achieved as a consequence of the fact that the mass asymmetry between up- and down-spin electrons entering explicitly the boundary condition equations, make electrons with opposite spin feel different values of the barrier height, eventually resulting in a spin-filtering effect. When the S-side is an isotropic s -wave superconductor, we have shown that for biases lower than the ground-state gap amplitude Δ_0 , the conductance associated with the minority-spin carriers is larger than for the majority-spin ones, this ordering being reversed when biases larger than Δ_0 are considered. This result suggests that a junction with a mass mismatch ferromagnet induces an effective spin-active interfacial effect. Nevertheless, this result requires a cooperative effect between the barrier and the mass mismatch: above moderately high barrier height, low values of the mass ratio are already able to produce a minority-spin charge conductance component higher than the corresponding majority-spin one. When a $d_{x^2-y^2}$ -wave order parameter for the S side is considered, an asymmetry in the averaged charge conductance is found, whereas if the F layer becomes normal a symmetric behavior of this

quantity comes out. Also in this case, the asymmetry we find depends on the interplay between the barrier height and the mass mismatch, and it may disappear in specific regions of the corresponding parameter space. We also emphasize that the asymmetric peak splitting in the charge conductance in the case of $d_{x^2-y^2}$ -wave S side or the knowledge of ΔI for a standard s -wave superconductor may potentially be used to design spin-filtering devices, with the degree of mass mismatch being tuned by suitable choices of the SBAF.

We notice that the tunneling conductance of clean ferromagnet/superconductor junctions may be evaluated also via a fully self-consistent numerical solution of the microscopic Bogoliubov-de Gennes equations.³⁹ Within this method, it is found that the features of the conductance curves look similar to those obtained via non-self-consistent procedures. Nevertheless, some differences emerge when the dependence of the charge conductance on the Fermi wave-vector mismatch and exchange field parameters is considered. For instance, in the non-self-consistent approach $G(V)$ is analytically found to be independent of the Fermi wave-vector mismatch at the gap edge, while this quantity shows a monotonically increasing trend when the self-consistent procedure is applied. Moreover, differently from the non-self-consistent results the subgap conductance is reduced for smaller Fermi wave-vector mismatch and larger exchange field. These findings indicate that, while the non-self-consistent approach is a good tool to understand qualitatively some of the relevant features of the transport in a ferromagnet/superconductor junction, a fully self-consistent approach is needed to properly model experimental data.

Additionally, we point out that though in our calculation there is no Fermi wave-vector mismatch, an analogous role is played by the spin-mass mismatch assumed to be responsible for the ferromagnetism of the F side of the junction. Apart from possibly being at the origin of the microscopic mechanism of spin polarization, a difference in the masses of up- and down-spin electrons gives rise to peculiar effects, discussed extensively in this paper, producing a true spin-filtering barrier. In this way, an effective scattering potential near the interface, similar to the one generated by the Fermi wave-vector mismatch, is created, despite the fact that our calculations are performed in a non-self-consistent way. The value of the mass ratio, together with the one of the exchange energy, allows in this way an analysis of the experimental data certainly more reliable than standard one-parameter models do.

We are confident that in the tunneling limit ($Z \gg 1$) our non-self-consistent results may look similar to those

obtained within a self-consistent approach, whereas in the high transparency limit the situation will be different. Nonetheless, previous results obtained in this limit within a microscopic self-consistent approach⁴⁶ suggest that the proximity effect is affected by the ferromagnet assumed in the F side, giving rise to different outcomes when a STF or a SBAF is considered, these effects being again not related to the Fermi wave-vector mismatch. To better clarify these aspects, a study of the transport phenomena in a SBAF/superconductor junction within a self-consistent approach is in progress.

Finally, we mention that it has been shown that the spin-filtering properties of the Eu chalcogenides, used together with one-electron quantum dots, have been proposed as the basis for a method to convert single-spin into single-charge measurements, by means of single-electron transistors or quantum point contacts.^{5,47} Thus, an F/I/S junction with a SBAF may represent an important tool for the manipulation of the spin degrees of freedom in solid-state systems, as concerns both spin transport and spin relaxation phenomena. We notice that this kind of junction may be realized using as F electrode ferromagnetic manganites or semiconducting ferromagnets with impurity bands, with the S side being made by a high- T_c superconductor. We believe that the findings reported in this paper can turn out to be relevant for the experimental probe of specific features of magnetic and superconducting materials. Indeed, the polarization of itinerant or semiconductor ferromagnets can be estimated by fitting the experimental data from point contact or scanning tunneling microscopy measurements within the BTK approach, treating the exchange splitting and mass mismatch as independent fitting parameters. They can also prove to be useful in spintronic applications and devices requiring an efficient way of controlling separately charge and spin currents. Moreover, the knowledge of the charge response at different values of the spin polarization may be used to perform high-sensitive magnetization measurements. Given the increasing number of experimental investigations in this rapidly growing field, we believe that our results may provide a useful contribution to the comprehension of some relevant phenomena involving spin polarized tunneling spectroscopy

ACKNOWLEDGMENTS

We wish to thank sincerely Prof. Jacob Linder for useful discussions.

¹ R. J. Soulen Jr., J. M. Byers, M. S. Osofsky, B. Nadgorny, T. Ambrose, S. F. Cheng, P. R. Broussard, C. T. Tanaka, J. Nowak, J. S. Moodera, A. Barry, and J. M. D. Coey, *Science* **282**, 85 (1998); S. K. Upadhyay, A. Palanisami, R. N. Louie, and R. A. Buhrman, *Phys. Rev. Lett.* **81**,

3247 (1998).

² I.I. Mazin, *Phys. Rev. Lett.* **83**, 1427 (1999).

³ R. Meservey and P.M. Tedrow, *Phys. Rep.* **238**, 173 (1994).

⁴ M. Bode, *Rep. Prog. Phys.* **66**, 523 (2003).

⁵ I. Žutić, J. Fabian, and S.D. Sarma, *Rev. Mod. Phys.* **76**,

- 323 (2004).
- ⁶ A. F. Andreev, Zh. Eksp. Teor. Fiz. **46**, 1823 (1964) [Sov. Phys. JETP **19**, 1228 (1964)].
 - ⁷ G. Deutscher, Rev. Mod. Phys. **77**, 109 (2005).
 - ⁸ G. E. Blonder, M. Tinkham, and T. M. Klapwijk, Phys. Rev. B **25**, 4515 (1982).
 - ⁹ I. Iguchi, T. Yasuda, Y. Nuki, and T. Komatsubara, Phys. Rev. B **35**, 8873 (1987).
 - ¹⁰ C. More, G. Roger, J.P. Sorbier, D. Jrome, M. Ribault, and K. Bechgaard, J. Physique Lett. **42**, 313 (1981); M. Yoshimura, H. Shigekawa, H. Nejoh, G. Saito, Y. Saito, and A. Kawazu, Phys. Rev. B **43**, 13590 (1991).
 - ¹¹ M. D. Upward, L. P. Kouwenhoven, A. F. Morpurgo, N. Kikugawa, Z. Q. Mao, and Y. Maeno, Phys. Rev. B **65**, 220512(R) (2002).
 - ¹² Z. Zhang, C.-C. Chen, S.P. Kelty, H. Dai, and C.M. Lieber, Nature **353**, 333 (1991).
 - ¹³ Q. Huang, J. F. Zasadzinski, N. Tralshawala, K. E. Gray, D. G. Hinks, J. L. Peng, and R. L. Greene, Nature **347**, 369 (1990).
 - ¹⁴ T. Y. Chen, Z. Tesanovic, R. H. Liu, X. H. Chen, and C. L. Chien, Nature (London) **453**, 1224 (2008).
 - ¹⁵ R. Strack, and D. Vollhardt, Phys. Rev. Lett. **72**, 3425 (1994); M. Kollar, R. Strack, and D. Vollhardt, Phys. Rev. B **53**, 9225 (1996); D. Vollhardt, N. Blümer, K. Held, J. Schlipf, and M. Ulmke, Z. Phys. B **103**, 283 (1997); J. Wahle, N. Blümer, J. Schlipf, K. Held, and D. Vollhardt, Phys. Rev. B **58**, 12749 (1998).
 - ¹⁶ P. Fazekas, in *Lecture Notes on Electron Correlation and Magnetism* (North-Holland, Amsterdam, 1980).
 - ¹⁷ E. P. Wohlfarth, in *Ferromagnetic Materials*, edited by E. P. Wohlfarth (North-Holland, Amsterdam, 1980).
 - ¹⁸ S. Ogawa and N. Sakamoto, J. Phys. Soc. Japan **22**, 1214 (1967).
 - ¹⁹ C. Pfeiderer, M. Uhlatz, S. M. Hayden, R. Vollmer, H. v. Löhneysen, N. R. Berhoeff, and G. G. Lonzarich, Nature(London) **412**, 58 (2001).
 - ²⁰ B. T. Matthias, A. M. Clogston, H. J. Williams, E. Corenzwit, and R. C. Sherwood, Phys. Rev. Lett. **7**, 7 (1961); B. T. Matthias and R. M. Bozorth, Phys. Rev. **109**, 604 (1958); S. G. Mishra, Mod. Phys. Lett. B **4**, 83 (1990).
 - ²¹ J.E. Hirsch, Phys. Rev. B **44**, 675 (1991).
 - ²² P. Schiffer, A. P. Ramirez, W. Bao, and S.-W. Cheong, Phys. Rev. Lett. **75**, 3336 (1995).
 - ²³ B.T. Matthias, T.H. Geballe, K. Andres, E. Corenzwit, G.W. Hull, and J.P. Maita, Science **159**, 530 (1968); Z. Fisk, D. C. Johnston, B. Cornut, S. von Molnar, S. Oseroff, and R. Calvo, J. Appl. Phys. **50**, 1911 (1979); L. Degiorgi, E. Felder, H. R. Ott, J. L. Sarrao, and Z. Fisk, Phys. Rev. Lett. **79**, 5134 (1997).
 - ²⁴ J.E. Hirsch, Phys. Rev. B **59**, 436 (1999).
 - ²⁵ C. Zener, Phys. Rev. **82**, 403 (1951); P.W. Anderson and H. Hasegawa, Phys. Rev. **100**, 675 (1955); P.G. de Gennes, Phys. Rev. **118**, 141 (1960).
 - ²⁶ J.E. Hirsch, Phys. Rev. B **40**, 2354 (1989); J.E. Hirsch, *ibid.* **40**, 9061 (1989); J.E. Hirsch, *ibid.* **43**, 705 (1991); J.E. Hirsch, *ibid.* **59**, 6256 (1999); J.E. Hirsch, *ibid.* **62**, 14131 (2000); J.E. Hirsch, Physica C **341-348**, 211 (2000).
 - ²⁷ D. K. Campbell, J. T. Gammel, and E. Y. Loh, Phys. Rev. B **38**, 12043 (1988); **42**, 475 (1990); S. Kivelson, W.-P. Su, J. R. Schrieffer, and A. J. Heeger, Phys. Rev. Lett. **58**, 1899 (1987).
 - ²⁸ Y. Okimoto, T. Katsufuji, T. Ishikawa, A. Urushibara, T. Arima, and Y. Tokura, Phys. Rev. Lett. **75**, 109 (1995); Y. Okimoto, T. Katsufuji, T. Ishikawa, T. Arima, and Y. Tokura, Phys. Rev. B **55**, 4206 (1997); S. Broderick, B. Ruzicka, L. Degiorgi, H. R. Ott, J. L. Sarrao, and Z. Fisk, Phys. Rev. B **65**, 121102 (2002).
 - ²⁹ M. Higashiguchi, K. Shimada, K. Nishiura, X. Cui, H. Namatame, and Masaki Taniguchi, Phys. Rev. B **72**, 214438 (2005).
 - ³⁰ A. McCollam, S. R. Julian, P. M. C. Rourke, D. Aoki, and J. Flouquet, Phys. Rev. Lett. **94**, 186401 (2005); I. Sheikin, A. Gröger, S. Raymond, D. Jaccard, D. Aoki, H. Harima, and J. Flouquet, Phys. Rev. B **67**, 094420 (2003).
 - ³¹ M. Cuoco, A. Romano, C. Noce, and P. Gentile, Phys. Rev. B **78**, 054503 (2008); Z.-J. Ying, M. Cuoco, C. Noce, and H.-Q. Zhou, Phys. Rev. B **78**, 104523 (2008); M. Cuoco, P. Gentile, and C. Noce, Phys. Rev. Lett. **91**, 197003 (2003).
 - ³² G. Annunziata, M. Cuoco, C. Noce, A. Romano, and P. Gentile, Phys. Rev. B **80**, 012503 (2009).
 - ³³ P. G. de Gennes, in *Superconductivity of Metals and Alloys*, (W.A. Benjamin, Inc. New York, 1966).
 - ³⁴ S. Kashiwaya, Y. Tanaka, N. Yoshida, and M. R. Beasley, Phys. Rev. B **60**, 3572 (1999).
 - ³⁵ I. Žutić and O.T. Valls, Phys. Rev. B **60**, 6320 (1999); I. Žutić and O.T. Valls, *ibid.* **61**, 1555 (2000).
 - ³⁶ Z. C. Dong, D. Y. Xing, Z. D. Wang, Z. Zheng, and J. Dong, Phys. Rev. B **63**, 144520 (2001).
 - ³⁷ J.-X. Zhu and C.S. Ting, Phys. Rev. B **61**, 1456 (2000).
 - ³⁸ J.-X. Zhu, B. Friedman, and C. S. Ting, Phys. Rev. B **59**, 9558 (1999).
 - ³⁹ P. H. Barsic and O. T. Valls, Phys. Rev. B **79**, 014502 (2009).
 - ⁴⁰ N. Stefanakis and R. Mélin, J. Phys.: Condens. Matter **15**, 3401 (2003); N. Stefanakis and R. Mélin, *ibid.* **15**, 4239 (2003).
 - ⁴¹ J. Linder and A. Sudbø, Phys. Rev. B **75**, 134509 (2007); J. Linder and A. Sudbø, *ibid.* **79** 020501 (2009).
 - ⁴² M. J. M. de Jong and C. W. J. Beenakker, Phys. Rev. Lett. **74**, 1657 (1995).
 - ⁴³ Y. Tanaka, Yu. V. Nazarov, and S. Kashiwaya, Phys. Rev. Lett. **90**, 167003 (2003); Y. Tanaka, Yu. V. Nazarov, A. A. Golubov, and S. Kashiwaya, Phys. Rev. B **69**, 144519 (2004).
 - ⁴⁴ Y. Tanaka and S. Kashiwaya, Phys. Rev. B **70**, 012507 (2004); Y. Tanaka, S. Kashiwaya, and T. Yokoyama, Phys. Rev. B **71**, 094513 (2005).
 - ⁴⁵ T. Yokoyama, Y. Tanaka, and J. Inoue, Phys. Rev. B **72**, 220504 (2005).
 - ⁴⁶ M. Cuoco, A. Romano, C. Noce, and P. Gentile, Phys. Rev. B **78**, 054503 (2008).
 - ⁴⁷ D. P. Di Vincenzo, J. Appl. Phys. **85**, 4785 (1999).