

# Maximum Flow in Directed Planar Graphs with Vertex Capacities

Haim Kaplan \*      Yahav Nussbaum \*

## Abstract

In this paper we present an  $O(n \log n)$  algorithm for finding a maximum flow in a directed planar graph, where the vertices are subject to capacity constraints, in addition to the arcs. If the source and the sink are on the same face, then our algorithm can be implemented in  $O(n)$  time.

For general (not planar) graphs, vertex capacities do not make the problem more difficult, as there is a simple reduction that eliminates vertex capacities. However, this reduction does not preserve the planarity of the graph. The essence of our algorithm is a different reduction that does preserve the planarity, and can be implemented in linear time. For the special case of undirected planar graph, an algorithm with the same time complexity was recently claimed, but we show that it has a flaw.

## 1 Introduction

The problem of finding maximum flow in a graph is a well-studied problem with applications in many fields, see the book of Ahuja, Magnanti and Orlin [1] for a survey. The maximum flow problem is also interesting if we restrict it to *planar* graphs, which are graphs that have an embedding in the plane without crossing edges. The case of planar graphs appears in many applications of the problem, for example road traffic or VLSI design. The special structure of planar graphs allows us to get simpler and more efficient algorithms for the maximum flow and related problems.

In the maximum flow problem, usually the arcs of the graph have capacities which limit the amount of flow that may go through each arc. We study a version of the problem in which the vertices of the graph also have capacities, which limit the amount of flow that may enter each vertex. This version appears for example when computing vertex disjoint paths in graphs, and in other problems where the vertices model objects which have a capacity.

Ford and Fulkerson [3, Chapter I.11] studied this version of the problem. They suggested the following simple reduction to eliminate vertex capacities. We replace every vertex  $v$  with a finite capacity  $c$  by two vertices  $v'$  and  $v''$ . The arcs that were directed into  $v$  now enter  $v'$ , and the arcs that were directed out of  $v$  now leave  $v''$ . We also add a new arc with capacity  $c$  from  $v'$  to  $v''$ . Unfortunately, this reduction does not preserve the planarity of the graph [7]. Consider for example the complete graph of four vertices, where one of the vertices has finite capacity. This graph is planar. If we apply the construction of Ford and Fulkerson we get a graph whose underlying undirected graph is the complete graph with 5 vertices. This graph is not planar by Kuratowski's Theorem.

The most efficient algorithm for maximum flow in directed planar graphs without vertex capacities, to date, was given by Borradaile and Klein [2] (Weihe [11] gave an algorithm with

---

\*The Blavatnik School of Computer Science, Tel Aviv University, 69978 Tel Aviv, Israel, {haimk,yahav.nussbaum}@cs.tau.ac.il

the same time bound but assuming certain connectivity condition on the graph). Their paper also contains a survey of the history of the maximum flow problem on planar graphs. The time bound of the algorithm of [2] is  $O(n \log n)$  where  $n$  is the number of vertices in the input graph. Borradaile and Klein ask whether their algorithm can be generalized to the case where the flow is subject to vertex capacities.

A planar graph is a *st-planar* graph if the source and the sink are on the same face. Hassin [4] gave an algorithm for the maximum flow problem in directed *st-planar* graphs without vertex capacities. The bottleneck of the algorithm is the computation of single-source shortest-path distances, which takes  $O(n)$  time in a planar graph, using the algorithm of Henzinger et al. [5].

Khuller and Naor [7] were the first to study the problem of maximum flow with vertex capacities in planar graphs. They gave various results, including an  $O(n\sqrt{\log n})$  time algorithm for finding the value of the maximum flow in *st-planar* graphs (which can be improved to  $O(n)$  time using the algorithm of [5]), an  $O(n \log n)$  time algorithm for finding the maximum flow in *st-planar* graphs, an  $O(n \log n)$  time algorithm for finding the value of the maximum flow in undirected planar graph, and an  $O(n^{1.5} \log n)$  time algorithm for the same problem on directed planar graphs. If all vertices have unit capacities, then we get the *vertex-disjoint paths problem*. Ripphausen-Lipa et al. [10] solved this problem in  $O(n)$  time for undirected planar graph.

Recently, Zhang, Liang and Chen [13], used a construction similar to the one of [7] to obtain a maximum flow for undirected planar graph with vertex capacities that runs in  $O(n \log n)$  time. Their algorithm constructs a planar graph without vertex capacities, and then uses the algorithm of [2] to find a maximum flow on it, which is modified in  $O(n \log n)$  time to a flow in the original graph with vertex capacities. They also gave an  $O(n)$  time algorithm for undirected *st-planar* graphs. Zhang et al. also ask in their paper if there is an algorithm that solves the problem for directed planar graph.

In this paper we answer [2] and [13], and show a linear time reduction of the problem of finding maximum flow in directed planar graphs with arc and vertex capacities, to the problem of finding maximum flow in directed graphs with only arc capacities. This problem is more general than the one for undirected planar graphs, since an undirected planar graph can be viewed as a special case of a directed planar graph, in which there are two opposite arcs between any pair of adjacent vertices.

We show how to apply the constructions of [7] and [13] to directed planar graphs. Given directed planar graph, we construct another directed planar graph without vertex capacities, such that we can transform a maximum flow in the new graph back to a maximum flow in the original graph. Since the new graph does not have vertex capacities we can find a maximum flow in it using the algorithm of [2] (or of [4] if it is an *st-planar* graph). The time bound of our reduction is linear in the size of the graph, therefore we show that vertex capacities do not increase the time complexity of the maximum flow problem also for planar graphs.

In addition, we show that the algorithm of [13] unfortunately has a flaw. We give an undirected graph in which this algorithm does not find a correct maximum flow. Therefore, in fact our algorithm is also the first to solve the problem for undirected graphs.

The outline of the paper is as follows: In the next section we give some background and terminology. In Section 3 we describe the construction of [7] that we use, and in Section 4 we describe the one of [13]. In Section 5 we characterize when a maximum flow in the constructed graph induces a maximum flow in the original graph. In Section 6 we show how to efficiently find such a flow in the constructed graph. Finally, in the last section we stick all the pieces together to get our algorithm.

## 2 Preliminaries

We consider a simple directed planar graph  $G = (V, E)$ , where  $V$  is the set of vertices and  $E$  is the set of arcs, with a given planar embedding. The planar embedding of the graph  $G$  is represented combinatorially, see [9] for survey on planar graphs. An arc  $e = (u, v) \in E$  is directed from  $u \in V$  to  $v \in V$ . We denote the number of vertices by  $n$ , since the graph is planar we have  $|E| = O(n)$ .

A *path*  $P = (e_0, e_1, \dots, e_{k-1})$  is a sequence of arcs  $e_i = (u_i, v_i)$  such that for  $0 \leq i < k - 1$  we have  $v_i = u_{i+1}$ . If in addition  $v_{k-1} = u_0$  then  $P$  is a *cycle*. We say that a path  $P$  *contains* a vertex  $v$ , if either  $(u, v)$  or  $(v, u)$  is in  $P$ , for some vertex  $u$ . The path  $P = (e_0, e_1, \dots, e_{k-1})$  *starts* at  $u_0$  and *ends* at  $v_{k-1}$ . For  $v \in V$ ,  $in(v) = \{(u, v) \mid (u, v) \in E\}$  is the set of incoming arcs and  $out(v) = \{(v, u) \mid (v, u) \in E\}$  is the set of outgoing arcs.

The graph  $G$  has two distinguished vertices,  $s \in V$  is the *source* and  $t \in V$  is the *sink*. The source  $s$  has no incoming arcs, and the sink  $t$  has no outgoing arcs. Every arc  $e \in E$ , has a capacity  $c(e) \geq 0$ , and in addition every vertex  $v \in V \setminus \{s, t\}$  has a capacity  $c(v) \geq 0$ . A capacity might be  $\infty$ . We assume that the source and the sink have no capacities, if we wish to allow them to have capacities, we can add a vertex  $s'$  that will be the source instead of  $s$ , and an arc  $(s', s)$  with the desired capacity, and similarly add a new sink  $t'$ , and an arc  $(t, t')$  with the desired capacity. Note that this transformation keeps the graph planar, and even *st*-planar if it was so. It is easy to extend the given embedding to accommodate  $s'$ ,  $t'$ , and the arcs  $(s', s)$  and  $(t, t')$ . A graph without vertex capacities can be viewed as a special case in which  $c(v) = \infty$  for every vertex.

A function  $f : E \rightarrow R$  is a *flow function* if and only if it satisfies the following three constraints:

$$0 \leq f(e) \leq c(e) \quad \forall e \in E \quad (1)$$

$$\sum_{e \in in(v)} f(e) \leq c(v) \quad \forall v \in V \setminus \{s, t\} \quad (2)$$

$$\sum_{e \in in(v)} f(e) = \sum_{e \in out(v)} f(e) \quad \forall v \in V \setminus \{s, t\} \quad (3)$$

Constraints (1) are the *arc capacity constraints*, Constraints (2) are the *vertex capacity constraints* and Constraints (3) are the *flow conservation constraints*.

We say that  $e \in in(v)$  *carries flow into*  $v$  if  $f(e) > 0$ , and that  $e' \in out(v)$  *carries flow out of*  $v$  if  $f(e') > 0$ .

The *value* of a flow  $f$  is  $\sum_{e \in in(t)} f(e)$ , the amount of flow which enters the sink. If the value of  $f$  is 0 then  $f$  is a *circulation*. Our goal, in the *maximum flow problem*, is to find a flow function of maximum value.

For a flow function  $f$  we define a cycle  $C$  to be a *flow-cycle* if  $f(e) > 0$  for every arc in  $C$ . We extend this definition to every function  $f : E \rightarrow R$ , even if it is not a flow. If a function  $f$  has no flow-cycles we say that  $f$  is *acyclic*. An *acyclic flow* is a flow function which is acyclic.

Let  $e = (u, v)$  we denote  $rev(e) = (v, u)$ . For a flow function  $f$ , we may assume that  $f$  does not contain an arc  $e$  such that both  $f(e) > 0$  and  $f(rev(e)) > 0$ , because otherwise the flows in both directions can cancel each other. For a path  $P = (e_0, e_1, \dots, e_{k-1})$  we let  $rev(P) = (rev(e_{k-1}), rev(e_{k-2}), \dots, rev(e_0))$ .

The planar embedding of  $G$  partitions the plane into connected regions called *faces*. For a simpler description of our algorithm, we fix an embedding of  $G$  such that  $t$  is on the boundary of the infinite face. It is easy to convert any given embedding to such an embedding [9].

The *dual graph*  $G_d$  of  $G$  has a vertex  $D(h)$  for every face  $h$  of  $G$ , and an arc  $D(e)$  for every arc  $e$  of  $G$ . The arc  $D(e)$  connects the two vertices corresponding to the faces incident to  $e$ .

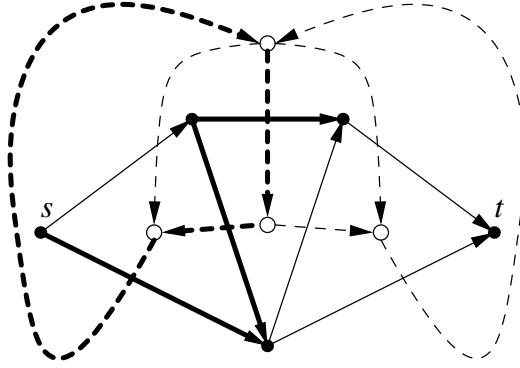


Figure 1: A planar graph and its dual graph. The vertices of  $G$  are dots, and its arcs are solid. The vertices of  $G_d$  are circles, and its arcs are dashed. The bold arcs are an arc-cut in  $G$  and a cut-cycle in  $G_d$ . Capacities are not shown in this figure.

The arc  $D(e)$  is directed from the vertex that corresponds to the face on the left side of  $e$  to the one of the face on the right side of  $e$ . Intuitively,  $G_d$  is obtained from  $G$  by turning the arcs clockwise. The dual graph  $G_d$  is planar, but it may have loops or parallel arcs. Every face  $h$  of  $G_d$  corresponds to a vertex  $v$  in  $G$ , such that the arcs that bound  $h$  are dual to the arcs that are incident to  $v$ . See Figure 1. The capacity of  $e \in E$ ,  $c(e)$ , is interpreted in  $G_d$  as the *length* of  $D(e)$ .

In the construction we present below we add undirected edges to directed graphs. Each such undirected edge  $uv$  can be represented by two antiparallel directed arcs  $(u, v)$  and  $(v, u)$ , with the same capacity. If  $e$  is an undirected edge, then  $D(e)$  is also undirected.

## 2.1 Residual cycles

In this section we present the algorithm of Khuller, Naor and Klein [8] that finds a circulation without clockwise residual cycles, in a directed planar graph. The complete details of the algorithm can be found in [8] and also in [2]. We also present an extension of this algorithm that changes a given flow into another flow, with the same value, without clockwise residual cycles. We use this algorithm later to get the linear time bound for our reduction. This algorithm of [8] was given for directed planar graphs without vertex capacities, so for this section assume that the graph  $G$  does not have vertex capacities.

In this section we also assume that if  $e \in E$  then also  $rev(e) \in E$ . This assumption can be satisfied, without changing the problem, by adding the arc  $rev(e)$  with capacity 0 for every arc  $e$  such that  $rev(e)$  is not in  $E$ .

Let  $f$  be a flow in  $G$ . The *residual capacity* of an arc  $e$  with respect to  $f$  is defined as  $c_r(e) = c(e) - f(e) + f(rev(e))$ . In other words, the residual capacity of  $e$  is the amount of flow that we can add to  $e$ , or reduce from  $rev(e)$ . The *residual graph* of  $G$  with respect to  $f$  has the same vertex set and arc set as  $G$ , and the capacity for each edge  $e$  is  $c_r(e)$ . A *residual arc* with respect to  $f$  is an arc  $e$  with a positive residual capacity. A *residual path* is a path made of residual arcs. A *residual cycle* is a cycle made of residual arcs.

Given embedded planar graph  $G$  with arc capacities, Khuller et al. [8] showed how to find a circulation  $f_r$  in  $G$ , such that there are no clockwise residual cycles with respect to  $f_r$ . Their procedure is as follows.

Let  $h_\infty$  be the the infinite face of  $G$ . Find the shortest path distances from  $D(h_\infty)$  to every vertex of  $G_d$ . Define a *potential function*  $\phi$  that assigns to every face  $h$  of  $G$ , the shortest distance from  $D(h_\infty)$  to  $D(h)$  in  $G_d$ . Let  $e$  be an arc of  $G$  with face  $h_\ell$  to its left and face  $h_r$

to its right. If  $\phi(h_r) \geq \phi(h_\ell)$  then  $f_r(e) = \phi(h_r) - \phi(h_\ell)$  (otherwise it is implied that  $f_r(\text{rev}(e))$  gets the value  $\phi(h_\ell) - \phi(h_r)$  and  $f_r(e) = 0$ ).

The function  $f_r$  satisfies the two constraints of a flow [8] (without vertex capacities). The edge capacity constraints are satisfied, because for each  $e$ , the arc  $D(e)$  connects  $D(h_\ell)$  to  $D(h_r)$ , so  $\phi(h_r) - \phi(h_\ell)$  is at most the length of  $D(e)$ , which is the capacity of  $e$ . The flow conservation constraints are satisfied because for every cycle in  $G_d$ , the sum of  $f_r(e) - f_r(\text{rev}(e))$  for the arcs of the cycle is 0 [4, 6], and the vertices which incident to a specific vertex in  $G$  form a cycle in  $G_d$ . Therefore,  $f_r$  is a circulation.

The correctness of this algorithm follows from the fact that any clockwise cycle  $C$  in  $G$  encloses some face  $h$ . The shortest path from  $D(h_\infty)$  to  $D(h)$  in  $G_d$  must contain an arc  $D(e)$  dual to an arc  $e$  of  $C$ . Because  $D(e)$  is in the shortest paths tree, the algorithm assigns to  $f_r(e)$  the value of the length of  $D(e)$ , which is the same as the capacity of  $e$ . Therefore the residual capacity of  $e$  with respect to  $f_r$  is  $c(e) - f_r(e) + f_r(\text{rev}(e)) = 0$ , and  $e$  is not a residual arc with respect to  $f_r$ . Therefore,  $C$  is not a residual cycle with respect to  $f_r$ .

The bottleneck of the algorithm of [8] is the computation of single-source shortest-path distances from the vertex  $D(h_\infty)$  in the dual graph. Henzinger et al. [5] showed how to find these distances in a planar graph in  $O(n)$  time, so the algorithm of [8] can be implemented in the same time bound.

Given a flow  $f$  in  $G$ , we wish to find a flow  $f'$  with the same value, such that  $f'$  does not have clockwise residual cycles. We can use the algorithm of [8] which we described above for this problem.

Let  $G'$  be the residual graph of  $G$  with respect to  $f$ . We find a circulation  $f'_r$  in  $G'$ , such that  $G'$  does not have clockwise residual cycles with respect to  $f'_r$ , using the algorithm of [8]. Define  $f'$  to be the sum of  $f$  and  $f'_r$ , that is  $f'(e) = \max\{0, f(e) + f'_r(e) - [f(\text{rev}(e)) + f'_r(\text{rev}(e))]\}$ . In other words, we add to  $f(e)$  the flow of  $f'_r(e)$ , and let the flows on  $e$  and  $\text{rev}(e)$  to cancel each other.

The function  $f'$  satisfies the two constraints of a flow without vertex capacities. The capacity of an arc  $e$  in  $G'$  is  $c(e) - f(e) + f(\text{rev}(e))$  and therefore  $f'_r(e)$  is smaller than this capacity, therefore  $f(e) + f'_r(e) - [f(\text{rev}(e)) + f'_r(\text{rev}(e))] \leq c(e)$ , so  $f'(e) \leq c(e)$  and the arc capacity constraints are satisfied in  $f'$ . The conservation constraints are satisfied, because these constraints are satisfied for  $f$  and for  $f'_r$ , and  $f'$  is the sum of these two flows.

The value of the flow  $f'$  is the sum of the values of  $f$  and  $f'_r$ . Since  $f'_r$  is a circulation, its value is 0, and so the value of  $f'$  is the same as the value of  $f$ .

The flow  $f'$  has the desired property that it has no clockwise residual cycles. To show that, we show that if  $C$  is a clockwise residual cycle in  $G$  with respect to  $f'$ , then  $C$  is also a residual cycle in  $G'$  with respect to  $f'_r$ , contrary to the way we find  $f'_r$ . Let  $e$  be an arc of  $C$ , and assume for contradiction that  $e$  is not residual in  $G'$  with respect to  $f'_r$ . From our assumption  $f'_r(e) = c_r(e) = c(e) - f(e) + f(\text{rev}(e))$  and  $f'_r(\text{rev}(e)) = 0$ . Therefore,  $f'(e) = c(e)$  and  $e$  is not residual in  $G$  with respect to  $f'$ , in contradiction to the fact that it is a member of  $C$ .

**Lemma 2.1.** *Let  $G$  be a directed planar graph without vertex capacities, and let  $f$  be a flow in  $G$ . We can find a flow  $f'$  in  $G$ , with the same value as  $f$ , such that  $f'$  does not have clockwise residual cycles, in  $O(n)$  time.*

### 3 Minimum cut

In a graph without vertex capacities, a *cut*  $S$  is a minimal subset of  $E$  such that every path from  $s$  to  $t$  contains an arc in  $S$ . To avoid ambiguity later, when we introduce cuts that may contain vertices, we call such a cut an *arc-cut*. See Figure 1. The *value* of an arc-cut  $S$  is  $\sum_{e \in S} c(e)$ . The

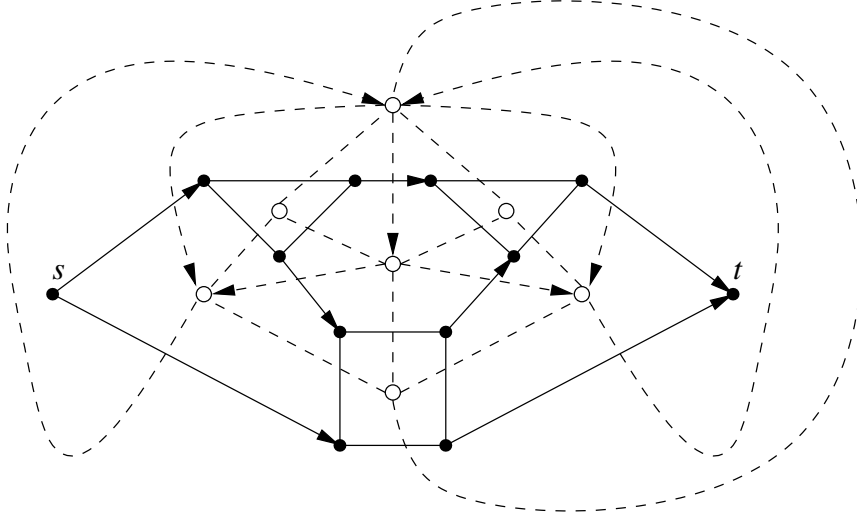


Figure 2: Construction of  $G_c$  and  $G_e$  for the graph in Figure 1. The graph  $G_c$  is presented as the dual graph of  $G_e$ . The newly added (undirected) edges are without arrowheads. Capacities are not shown in this figure.

*minimum cut problem* asks to find an arc-cut of minimum value. The fundamental connection between maximum flow and the minimum cut problems was given by Ford and Fulkerson [3] in the Max-Flow Min-Cut Theorem:

**Theorem 3.1.** [3] *The value of the maximum flow (in a graph without vertex capacities) is equal to the value of the minimum arc-cut in the same graph.*

Let  $C$  be a cycle in  $G_d$ . We say that  $C$  is a *cut-cycle* if it separates the faces corresponding to  $s$  and  $t$ , and goes counterclockwise around  $s$  (or equivalently, clockwise around  $t$ ). See Figure 1. The length of  $C$  is the sum of the lengths of its arcs. Johnson [6] showed the following relation between the value of minimum arc-cut and the value of shortest cut-cycle:

**Lemma 3.2.** [6] *Let  $G$  be a directed planar graph without vertex capacities. Then the value of the minimum arc-cut of  $G$ , is the same as the length of the shortest cut-cycle in  $G_d$ .*

Ford and Fulkerson [3, Chapter I.11] extended the definition of cuts to graphs with vertex capacities. In such a graph, a cut  $S$  is a minimal subset of  $E \cup V$  such that every path from  $s$  to  $t$  contains an arc or a vertex in  $S$ . The value of a cut  $S$  is similarly defined as  $\sum_{x \in S} c(x)$ . Ford and Fulkerson also presented a version of the Max-Flow Min-Cut Theorem for graphs with vertex capacities, in this case the value of maximal flow (subject to both arc and vertex capacities) is equal to the value of the minimum cut (which contains both arcs and vertices).

Khuller and Naor [7] extended Lemma 3.2 using a supergraph  $G_c$  of  $G_d$  which they construct as follows. Let  $h$  be a face of  $G_d$  that corresponds to a vertex  $v$  of  $G$  with finite capacity. We add a new vertex  $v_h$  inside  $h$  and connect it by an (undirected) edge of length  $c(v)/2$  to every vertex on the boundary of  $h$ . See Figure 2.

**Lemma 3.3.** [7] *The values of the maximum flow and minimum cut in  $G$  are equal to the length of the shortest cut-cycle in  $G_c$ .*

## 4 The extended graph

Zhang, Liang and Jiang [12] and Zhang, Liang and Chen [13] construct the *extended graph* for an undirected graph with vertex capacities. We use the same construction for directed planar

graphs with vertex capacities. The extended graph is defined as follows. We replace every vertex  $v \in V$  which has a finite capacity with  $d$  vertices  $v_0, \dots, v_{d-1}$ , where  $d = |in(v)| + |out(v)|$  is the degree of  $v$ . We connect every  $v_i$  to  $v_{(i+1) \bmod d}$  with an (undirected) edge of capacity of  $c(v)/2$ . We make every arc that was adjacent to  $v$ , adjacent to some vertex  $v_i$  instead, such that each arc is connected to a different vertex  $v_i$ , and the clockwise order of the arcs is preserved. We identify the new arc  $(u, v_i)$  or  $(v_i, u)$  with the original arc  $(u, v)$  or  $(v, u)$ . The resulting graph is denoted by  $G_e$ , and the cycle that replaces  $v \in V$  in  $G_e$  by  $C_v$ . The graph  $G_e$  is a simple directed planar graph without vertex capacities. The arc set of  $G_e$  contains the arc set of  $G$ . See Figure 2.

From the construction of  $G_e$  and  $G_c$  follows that  $G_c$  is the dual of  $G_e$ . Let  $v$  be a vertex with finite capacity and let  $h$  be the corresponding face in  $G_d$ . Then, in  $G_e$  we replaced  $v$  with  $C_v$ , and in  $G_c$  we placed  $v_h$  inside  $h$ . The edges which connects  $v_h$  to the boundary of  $h$  are dual to the edges of  $C_v$ .

Combining Theorem 3.1, Lemma 3.2 and Lemma 3.3 we get that the value of the maximum flow in  $G_e$  is the same as the value of minimum arc-cut in  $G_e$ , which is the same as the value of the shortest cut-cycle in  $G_c$ , which equals to the value of the maximum flow in  $G$ . And the next lemma follows.

**Lemma 4.1.** *The value of the maximum flow of  $G$  is equal to the value of the maximum flow of  $G_e$ .*

## 5 Reduction from the extended graph to the original graph

Let  $f$  be a flow in  $G_e$ , we define  $\hat{f}$  to be the restriction of  $f$  to the arcs of  $G$ . The next lemma generalizes and corrects the result of Zhang et al. [13, Theorem 3].

**Lemma 5.1.** *Let  $f$  be a flow function in  $G_e$ . If  $\hat{f}$  is acyclic then  $\hat{f}$  is a flow function in  $G$ .*

*Proof.* We show that  $\hat{f}$  satisfies all three conditions that a flow function in  $G$  should satisfy.

Since the capacities of common arcs of  $G$  and  $G_e$  are the same,  $\hat{f}$  clearly satisfies arc capacity constraints.

Let  $v \in V$ . If  $c(v) = \infty$  then  $v$  is also a vertex of  $G_e$ , with the same incident arcs, and therefore  $\hat{f}$  satisfies the flow conservation constraint at  $v$ . Otherwise, the amount of flow that enters  $C_v$  in  $f$ , is the same amount that enters  $v$  in  $\hat{f}$ . Also, the amount of flow that leaves  $C_v$  in  $f$  is the same amount that leaves  $v$  in  $\hat{f}$ . Therefore we obtain that  $\hat{f}$  satisfies the flow conservation constraint at  $v$  by summing up the flow conservation constraints that  $f$  satisfies for the vertices in  $C_v$ .

It is left to show that  $\hat{f}$  satisfies the vertex capacities constraints. (Note that these constraints are irrelevant for  $f$  since in  $G_e$  we do not have vertex capacities.) Let  $v \in V$  be a vertex with finite capacity. First, we show that the acyclicity of  $\hat{f}$  implies that in the cyclic order around  $v$  of arcs with positive flow that are incident to  $v$  in  $G$ , the arcs carrying flow into  $v$  are consecutive, and the arcs carrying flow out of  $v$  are consecutive. Note that this claimed consecutiveness is restricted to arcs with positive flow, so arcs  $e$  with  $\hat{f}(e) = 0$  can appear anywhere in the cyclic order of the arcs incident to  $v$ .

If there is only one arc carrying flow into  $v$  then the claim is trivial. Otherwise, consider two arcs  $e$  and  $e'$  carrying flow into  $v$ . We show that if we cyclically traverse the arcs incident to  $v$  clockwise starting from  $e$ , we either traverse all arcs carrying flow out of  $v$  before traversing  $e'$ , or we traverse them all following  $e'$  but before we get back to  $e$ . Since this hold for every pair of arcs  $e$  and  $e'$  carrying flow into  $v$ , the desired consecutiveness follows.

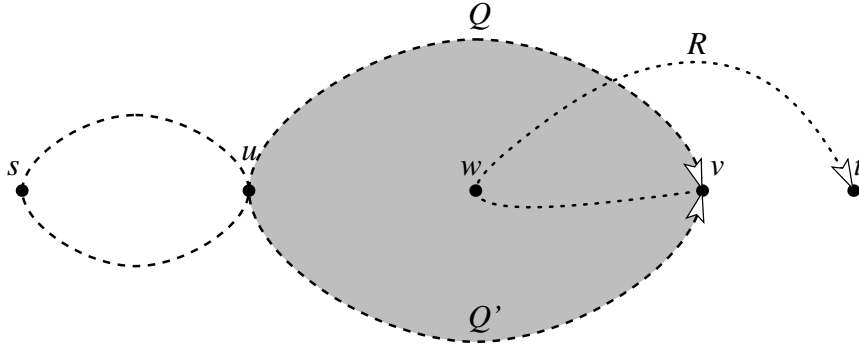


Figure 3: The path  $R$  from  $v$  to  $t$  must cross one of the paths  $Q$  or  $Q'$  from  $u$  to  $v$ , and thus creates a flow-cycle. The shaded area is  $H$ .

Since  $e$  carries flow, there is a path  $P$  from  $s$  to  $v$  of arcs with positive flow that ends with  $e$ . Similarly, there is a path  $P'$  of arcs with positive flow from  $s$  to  $v$  that ends with  $e'$ .

Let  $u$  be the last vertex of  $P$ , before  $v$ , that also appears on  $P'$ . The vertex  $u$  must also be the last vertex on  $P'$ , before  $v$ , that also appears on  $P$ , as otherwise we get that  $\hat{f}$  contains a flow-cycle. Let  $Q$  be the suffix of  $P$  that starts at the arc of  $P$  that goes out of  $u$ , and let  $Q'$  be the suffix of  $P'$  that starts at the arc of  $P'$  that goes out of  $u$ . (These arcs are uniquely defined since  $\hat{f}$  does not contain a flow-cycle.) Since both  $Q$  and  $Q'$  goes from  $u$  to  $v$  the arcs of  $Q$  and  $Q'$  partition the plane into two regions, denote them by  $H$  and  $H'$ .

The vertex  $v$  is obviously not  $t$  since  $v$  has a finite capacity. Furthermore, since there is an arc with positive flow outgoing of each vertex along  $P$  and  $P'$ , none of these vertices can be  $t$ . Therefore  $t$  is either inside  $H$  or inside  $H'$ . We assume without loss of generality that  $t$  is in  $H'$ .

Let  $d = (v, w)$  be an arc that carries flow out of  $v$ , such that  $w \in H$ . There must be a path  $R$  that starts with  $d$  and carries flow from  $v$  to  $t$ . See Figure 3. Since  $w$  is in  $H$  and  $t$  is in  $H'$ , we get that there exists a flow-cycle that starts with a prefix of  $R$  and ends with a suffix of  $Q$  or of  $Q'$ , contradicting the assumption that  $\hat{f}$  is acyclic. Therefore, all arcs that carry flow out of  $v$ , carry it to a vertex in  $H'$ . Our claim that the arcs carrying flow into  $v$  are consecutive and the arcs carrying flow out of  $v$  are consecutive then follows.

An arcs  $e$  with  $\hat{f}(e) > 0$  incident to  $v$  in  $G$  corresponds to the same arc  $e$  with  $f(e) > 0$  incident to a vertex in the cycle  $C_v$  in  $G_e$ . Therefore among the arcs incident to  $C_v$  with  $f(e) > 0$  those that carry flow into vertices in  $C_v$  are consecutive. Therefore, we can find two edges  $b$  and  $b'$  of  $C_v$  such that if we remove them  $C_v$  splits into two parts, such that all arcs that carry flow into vertices in  $C_v$  are incident to one of these parts, and all arcs that carry flow out of vertices in  $C_v$  are incident to the other part. See Figure 4. All the flow which enters  $C_v$  must go through  $b$  and  $b'$ , in order to leave  $C_v$ , because of the flow conservation constraints on the vertices of  $C_v$ . The total capacity of  $b$  and  $b'$  is  $c(v)$ , and therefore the total flow that enters  $C_v$  in  $f$  is at most  $c(v)$ . Thus it follows that the total flow that enters  $v$  in  $\hat{f}$  is also at most  $c(v)$ , and the vertex capacity constraint at  $v$  holds.  $\square$

## 6 Canceling flow-cycles

In order to use Lemma 5.1 we must find a maximum flow  $f$  in  $G_e$  such that  $\hat{f}$  is acyclic. In this section we show how to do that.

The algorithm of Zhang et al. [13, Section 3] for undirected planar graphs finds a flow  $f$  in  $G_e$  and than cancels flow-cycles in  $\hat{f}$  in an arbitrary order. They call the resulting flow  $f_a$  and



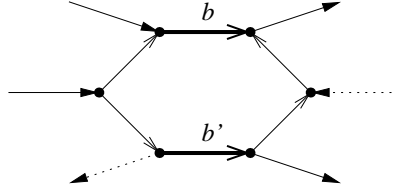


Figure 4: The edges  $b$  and  $b'$  separate between the incoming flow into  $C_v$  and the outgoing flow from this cycle. Dotted arcs do not carry flow. The arrowheads of edges of  $C_v$  indicate direction of flow.

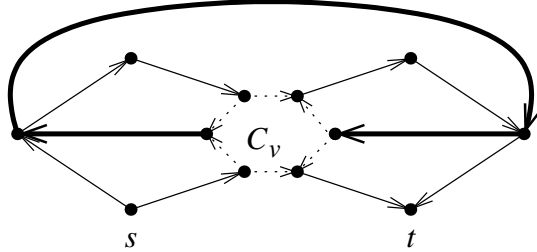


Figure 5: A counterexample to the algorithm of [13]. The edges of the original undirected graph  $G$  are solid. The vertex  $v$  has capacity 1, the edges of  $C_v$  are dotted. The flow in every solid edge is 1, the flow in every dotted edges is  $1/2$ , in the specified direction (the edges are undirected). The bold edges form a flow-cycle in  $G$ , after we cancel it we remain with an acyclic flow in  $G$ , but the amount of flow that enters  $v$  is 2. The correct solution is to cancel the flow in the two internal flow-cycles.

claim that this flow satisfies vertex capacities constraints. This approach is flawed. Figure 5 shows an example on which the algorithm of [13] fails. After we cancel flow-cycles in  $\hat{f}$  in an arbitrary order it is possible that there is no flow  $f'$  in  $G_e$  whose restriction to  $G$  is  $\hat{f}' = f_a$ , and therefore Lemma 5.1 does not apply.

As the example in Figure 5 shows, it is not enough to cancel arbitrary flow-cycles in  $\hat{f}$ . We can cancel a flow-cycle in  $\hat{f}$  only if there is a cycle  $C$  in  $G_e$  that contains it, such that we can reduce flow along the cycle  $C$ . In this case the cycle  $rev(C)$  in  $G_e$  is a residual cycle with respect to  $f$ . Therefore, in order to cancel a flow-cycle in  $G$  with respect to  $\hat{f}$  we must cancel a residual cycle in  $G_e$  with respect to  $f$ . Canceling a arbitrary residual cycle is not enough, since we always want to reduce the flow that  $\hat{f}$  assigns to arcs, and never to increase it.

Let  $f$  be a flow in  $G_e$ . We define a new capacity function  $c'$  on the arcs of  $G_e$  which guarantees that the flow in arcs of  $G$  never increases beyond  $\hat{f}$ . For  $e \in E$  we let  $c'(e) = f(e)$ . The arcs of  $G_e$  which are not in  $G$  are arcs of  $C_v$  for some vertex  $v$ , for these arc we do not have to limit the flow to the amount in  $f$ , so we set  $c'(e) = c(e) = c(v)/2$ . The flow function  $f$  is also a flow function in  $G_e$  with the new capacity  $c'$ , by the way we defined  $c'$ . Since  $c'(e) \leq c(e)$  for every arc  $e$ , every flow in  $G_e$  with capacity  $c'$  is also a flow in  $G_e$  with the original capacity  $c$ .

Instead of canceling the residual cycles one by one, we apply to  $G_e$  and  $c'$  the algorithm in Section 2.1 and find a new flow  $f'$  with the same value as  $f$ , such that there are no clockwise residual cycles in  $G_e$  with respect to  $f'$  and  $c'$ . The following lemma shows the crucial property of  $f'$ .

**Lemma 6.1.** *The restriction  $\hat{f}'$  of  $f'$  to  $G$  does not contain counterclockwise flow-cycles.*

*Proof.* Assume, for a contradiction, that there is a counterclockwise flow-cycle  $C$  with respect to  $\hat{f}'$  in  $G$ . We choose  $C$  such that  $C$  does not contain any other counterclockwise flow-cycle inside

its embedding in the plane. We show that we can extend  $rev(C)$  to a clockwise residual cycle with respect to  $f'$  in the graph  $G_e$  with capacity  $c'$ , in contradiction to the way we constructed  $f'$ .

For every arc  $e$  of  $C$ ,  $f'(e) > 0$ , and therefore  $rev(e)$  is a residual arc with respect to  $f'$  and  $c'$ . If  $C$  does not contain a vertex  $v \in V$  with  $c(v) \neq \infty$  then  $rev(C)$  is a clockwise residual cycle with respect to  $f'$  and  $c'$ , and we obtain a contradiction.

Let  $v$  be a vertex in  $C$  with  $c(v) \neq \infty$ . Let  $(u, v)$  and  $(v, u')$  be the arcs of  $C$  which are incident to  $v$ . These arcs correspond to arcs  $(u, v_i)$  and  $(v_j, u')$  in  $G_e$ , where  $v_i$  and  $v_j$  are in  $C_v$ . Let  $P$  be the path from  $v_j$  to  $v_i$  which goes counterclockwise around  $C_v$  (recall that  $C_v$  is undirected in  $G_e$ ). To show a complete residual cycle in  $G_e$ , we argue that  $P$  is a residual path in  $G_e$  with respect to  $f'$  and  $c'$ , so we can use it to fill the gap between  $v_j$  and  $v_i$  in  $rev(C)$ . An arc  $e$  of  $P$  is not residual if and only if  $f'(e) = c'(e) = c(v)/2$ . Without loss of generality we assume that the vertex  $v_k$  in the path  $P$  is followed by  $v_{k+1}$ .

Let  $e_i = (v_{i-1}, v_i)$  be the last arc in the path  $P$  from  $v_j$  to  $v_i$ . Assume for contradiction that  $e_i$  is not residual with respect to  $f'$  and  $c'$ . Then  $f'(e_i) = c(v)/2$  and so the total flow which enters into  $v_i$  in  $f'$  is  $\sum_{e \in in(v_i)} f'(v_i) \geq f'((u, v_i)) + f'(e_i) > c(v)/2$ . The only remaining arc that can carry flow out of  $v_i$  is  $(v_i, v_{i+1})$ . Because  $f'$  satisfies flow conservation constraints  $f'((v_i, v_{i+1})) > c(v)/2$ . But this is impossible since the capacity of the arc  $(v_i, v_{i+1})$  is  $c(v)/2$ . Therefore,  $f'(e_i) < c(v)/2$  and  $e_i$  is residual with respect to  $f'$  and  $c'$ .

We now proceed by induction. Assume by induction that we already know that the arc  $e_{k+1} = (v_k, v_{k+1})$  on the path  $P$  from  $v_j$  to  $v_i$  is residual with respect to  $f'$  and  $c'$ . If  $k = j$  then we are done. Otherwise, we prove that  $e_k = (v_{k-1}, v_k) \in P$  is also residual with respect to  $f'$  and  $c'$ . Since  $e_{k+1}$  is residual it follows that  $f'(e_{k+1}) < c(v)/2$ . Let  $e'$  be the single arc of  $E$  incident to  $v_k$ . If  $e'$  is directed out of  $v_k$  and  $f'(e') > 0$  then since  $C$  is a cycle and  $e'$  is inside  $C$  in the embedding of  $G$ , there must be a path carrying flow that starts with  $e'$  and continues to another vertex on  $C$ . (Recall that  $t$  is incident to the outer face.) This implies that there is a counterclockwise flow-cycle with respect to  $f'$  and  $G$  inside the embedding of  $C$ , in contradiction to the choice of  $C$ . Therefore  $e'$  does not carry flow of  $f'$  out of  $v_k$  in  $G_e$ . This implies, by the conservation constraint on  $v_k$ , that  $f'(e_k) \leq f'(e_{k+1}) < c(v)/2$ , so  $e_k$  is indeed residual with respect to  $f'$  and  $c'$ .

We showed that there is a residual path from  $v_j$  to  $v_i$ . Since  $v$  was an arbitrary vertex with  $c(v) > 0$  on  $C$  it follows that we can extend  $rev(C)$  to a residual cycle in  $G_e$  with respect to  $f'$  and  $c'$ . Since  $C$  is a counterclockwise cycle, the residual cycle we got from  $rev(C)$  is a clockwise cycle. This contradicts the definition of  $f'$ , and therefore a counterclockwise flow-cycle  $C$  with respect to  $\hat{f}'$  and  $G$  does not exist.  $\square$

We repeat the previous procedure symmetrically, by defining a new capacity  $c''$  which restricts the flow in  $G$  to the flow in  $f'$ , and applying a symmetric version of the algorithm of Section 2.1. This way we get from  $f'$  a flow  $f''$  of the same value, such that  $\hat{f}''$  does not contain clockwise flow-cycles in  $G$ . For every  $e \in E$  we changed the flow such that  $\hat{f}''(e) \leq \hat{f}'(e) \leq \hat{f}(e)$ , so we did not create any new flow-cycles. Therefore we have the following lemma.

**Lemma 6.2.** *The flow function  $f''$  has the same value as the flow function  $f$ . The restriction  $\hat{f}''$  of  $f''$  to  $G$  is acyclic.*

## 7 The algorithm

Combining together the results of the previous sections we get an algorithm for finding maximum flow in a directed planar graph with vertex capacities.

First, we construct  $G_e$  from  $G$  by replacing each vertex that has a finite capacity with  $C_v$  as defined in Section 4. Next, we find a maximum flow  $f$  in  $G_e$ , which is a directed planar graph without vertex capacities. Last, we change  $f$  to another flow  $f''$  as in Section 6.

According to Lemma 6.2, the flow  $f''$  is maximum flow in  $G_e$ , and its restriction  $\hat{f}''$  is acyclic. By Lemma 5.1, the function  $\hat{f}''$  is a flow in  $G$ . And by Lemma 4.1,  $\hat{f}''$  is a maximum flow, since the amount of flow that  $\hat{f}''$  carries into  $t$  is the same as the amount of flow that  $f$  carries into  $t$ .

The construction of  $G_e$  from  $G$  takes  $O(n)$  time. The computation of  $f''$  from  $f$  also takes  $O(n)$  time using the algorithm we described in Section 2.1. Therefore, the only bottleneck of our algorithm is finding  $f$ , a maximum flow in a directed planar graph without vertex capacities.

**Theorem 7.1.** *The maximum flow in a directed planar graph with both arc capacities and vertex capacities can be computed within the same time bound as the maximum flow in a directed planar graph with arc capacities only.*

The algorithm of Borradaile and Klein [2] finds a maximum flow in directed planar graph with arcs capacities in  $O(n \log n)$  time. If  $G$  is a  $st$ -planar graph, then  $G_e$  preserves this property. In this case the algorithm of Hassin [4], using the algorithm of [5] for single-source shortest-path distances, finds a maximum flow in  $O(n)$  time.

## References

- [1] R. K. Ahuja, T. L. Magnanti, and J. B. Orlin. *Network Flows: Theory, Algorithms and Applications*. Prentice-Hall, New Jersey, 1993.
- [2] G. Borradaile and P. Klein. An  $O(n \log n)$  algorithm for maximum  $st$ -flow in a directed planar graph *J. ACM*, to appear.
- [3] L. R. Ford and D. R. Fulkerson. *Flows in Networks*. Princeton University Press, New Jersey, 1962.
- [4] R. Hassin. Maximum flow in  $(s, t)$  planar networks. *Information Processing Letters* 13: 107, 1981.
- [5] M. R. Henzinger, P. Klein, S. Rao, and S. Subramania. Faster shortest-path algorithms for planar graphs. *J. Comput. Syst. Sci.* 55: 3–23, 1997.
- [6] D. B. Johnson. Parallel algorithms for minimum cuts and maximum flows in planar networks. *J. ACM* 34: 950–967, 1987.
- [7] S. Khuller and J. Naor. Flow in planar graphs with vertex capacities. *Algorithmica* 11: 200–225, 1994.
- [8] S. Khuller, J. Naor, and P. Klein. The lattice structure of flow in planar graphs. *SIAM J. Disc. Math.* 63: 477–490, 1993.
- [9] T. Nishizwki and N. Chiba. *Planar Graphs: Theory and Algorithms*, Ann. Discrete Math., Vol. 32. North-Holland, 1988.
- [10] H. Ripphausen-Lipa, D. Wagner, and K. Weihe. The vertex-disjoint Menger problem in planar graphs. *SIAM J. Comput.* 26: 331–349, 1997.
- [11] K. Weihe. Maximum  $(s, t)$ -flows in planar networks in  $O(|V| \log |V|)$ -time. *J. Comput. Syst. Sci.* 55: 454–476, 1997.

- [12] X. Zhang, W. Liang, and H. Jiang. Flow equivalent trees in node-edge-capacitated undirected planar graphs. *Information Processing Letters* 100: 100–115 ,2006.
- [13] X. Zhang, W. Liang, and G. Chen. Computing maximum flows in undirected planar networks with both edge and vertex capacities. In *14th Annual International Conference on Computing and Combinatorics (COCOON)*, Lecture Notes in Computer Science 5092: 577–586, 2008.