

Coding versus ARQ in Fading Channels: How reliable should the PHY be?

Peng Wu and Nihar Jindal

University of Minnesota, Minneapolis, MN 55455

Email: {pengwu,nihar}@umn.edu

Abstract

This paper studies the tradeoff between channel coding and ARQ (automatic repeat request) in Rayleigh block-fading channels. A heavily coded system corresponds to a low transmission rate with few ARQ re-transmissions, whereas lighter coding corresponds to a higher transmitted rate but more re-transmissions. The optimum error probability, where optimum refers to the maximization of the average successful throughput, is derived and is shown to be a decreasing function of the average signal-to-noise ratio and of the channel diversity order. A general conclusion of the work is that the optimum error probability is quite large (e.g., 10% or larger) for reasonable channel parameters, and that operating at a very small error probability can lead to a significantly reduced throughput. This conclusion holds even when a number of practical ARQ considerations, such as delay constraints and acknowledgement feedback errors, are taken into account.

I. INTRODUCTION

In contemporary wireless communication systems, ARQ (automatic repeat request) is generally used above the physical layer (PHY) to compensate for packet errors: incorrectly decoded packets are detected by the receiver, and a negative acknowledgement is sent back to the transmitter to request a re-transmission. In such an architecture there is a natural tradeoff between the transmitted rate and ARQ re-transmissions. A high transmitted rate corresponds to many packet errors and thus many ARQ re-transmissions, but each successfully received packet contains many information bits. On the other hand, a low transmitted rate corresponds to few ARQ re-transmissions, but few information bits are contained per packet. Thus, a fundamental design challenge is determining the transmitted rate that maximizes the rate at which bits are successfully delivered. Since the packet error probability is an increasing function of the transmitted rate, this is equivalent to determining the optimal packet error probability, i.e., the optimal PHY reliability level.

We consider a wireless channel where the transmitter chooses the rate based only on the fading statistics because knowledge of the instantaneous channel conditions is not available (e.g., high velocity mobiles in cellular systems). The transmitted rate-ARQ tradeoff is interesting in this setting because the packet error probability depends on the transmitted rate in a non-trivial fashion; on the other hand, this tradeoff is somewhat trivial when instantaneous channel state information at the transmitter (CSIT) is available (see Remark 1).

We begin by analyzing an idealized system, for which we find that making the PHY too reliable can lead to a significant penalty in terms of the achieved goodput (long-term average successful *throughput*), and that the optimal packet error probability is decreasing in the average SNR and in the fading selectivity experienced by each transmitted codeword. We also see that for a large level of system parameters, choosing an error probability of 10% leads to near-optimal performance. We then consider a number of important practical considerations, such as a limit on the number of ARQ re-transmissions and unreliable acknowledgement feedback. Even after taking these issues into account, we find that a relatively unreliable PHY is still preferred. Because of fading, the PHY can be made reliable only if the transmitted rate is significantly reduced. However, this reduction in rate is not made up for by the corresponding reduction in ARQ re-transmissions.

A. Prior Work

There has been some recent work on the joint optimization of packet-level erasure-correction codes (e.g., fountain codes) and PHY-layer error correction [1]–[4]. The fundamental metric with erasure codes is the product of the transmitted rate and the packet success probability, which is the same as in the idealized ARQ setting studied in Section III. Even in that idealized setting, our work differs in a number of ways. References [1], [3], [4] study multicast (i.e., multiple receivers) while [2] considers unicast assuming no diversity per transmission, whereas our focus is on the unicast setting with diversity per transmission. Furthermore, our analysis provides a general explanation of how the PHY reliability should depend on both the diversity and the average SNR. In addition, we consider a number of practical issues specific to ARQ, such as acknowledgement errors (Section IV), as well as hybrid-ARQ (Section V).

II. SYSTEM MODEL

We consider a Rayleigh block-fading channel where the channel remains constant within each block but changes independently from one block to another. The t -th ($t = 1, 2, \dots$) received channel symbol

in the i -th ($i = 1, 2, \dots$) fading block $y_{t,i}$ is given by

$$y_{t,i} = \sqrt{\text{SNR}} h_i x_{t,i} + z_{t,i}, \quad (1)$$

where $h_i \sim \mathcal{CN}(0,1)$ represents the channel gain and is i.i.d. across fading blocks, $x_{t,i} \sim \mathcal{CN}(0,1)$ denotes the Gaussian input symbol constrained to have unit average power, and $z_{t,i} \sim \mathcal{CN}(0,1)$ models the additive Gaussian noise assumed to be i.i.d. across channel uses and fading blocks. Although we focus on single antenna systems and Rayleigh fading channel, our model can be easily extended to multiple-input and multiple-output (MIMO) systems and other fading distributions as commented upon in Remark 2.

Each transmission (i.e., codeword) is assumed to span L fading blocks, and thus L represents the time/frequency selectivity experienced by each codeword. In analyzing ARQ systems, the packet error probability is the key quantity. If a strong channel code (with suitably long blocklength) is used, it is well known that the packet error probability is accurately approximated by the mutual information outage probability [5]–[8]. Under this assumption (which is examined in Section IV-A), the packet error probability for transmission at rate R bits/symbol is given by [9, eq (5.83)]:

$$\varepsilon(\text{SNR}, L, R) = \mathbb{P} \left[\frac{1}{L} \sum_{i=1}^L \log_2(1 + \text{SNR}|h_i|^2) \leq R \right]. \quad (2)$$

Here we explicitly denote the dependence of the error probability on the average signal-to-noise ratio SNR, the selectivity order L , and the transmitted rate R . We are generally interested in the relationship between R and ε for particular (fixed) values of SNR and L . When SNR and L are constant, R can be inversely computed given some ε ; thus, throughout the paper we replace R with R_ε wherever the relationship between R and ε needs to be explicitly pointed out.

The focus of the paper is on simple ARQ, in which packets received in error are re-transmitted and decoding is performed only on the basis of the most recent transmission.¹ More specifically, whenever the receiver detects that a codeword has been decoded incorrectly, a NACK is fed back to the transmitter. On the other hand, if the receiver detects correct decoding an ACK is fed back. Upon reception of an ACK, the transmitter moves on to the next packet, whereas reception of a NACK triggers re-transmission of the previous packet. ARQ transforms the system into a variable-rate scheme, and the relevant performance metric is the rate at which packets are *successfully* received. This quantity is generally referred to as the long-term average *goodput*, and is clearly defined in each of the relevant sections. And consistent with the assumption of no CSIT (and fast fading), we assume fading is independent across re-transmissions.

¹Hybrid-ARQ, which is a more sophisticated and powerful form of ARQ, is considered in Section V.

III. OPTIMAL PHY RELIABILITY IN THE IDEAL SETTING

In this section we investigate the optimal PHY reliability level under a number of idealized assumptions. Although not entirely realistic, this idealized model yields important design insights. In particular, we make the following key assumptions:

- Channel codes that operate at the mutual information limit (i.e., packet error probability is equal to the mutual information outage probability).
- Perfect error detection at the receiver.
- Unlimited number of ARQ re-transmissions.
- Perfect ACK/NACK feedback.

In Section IV we relax these assumptions, and find that the insights from this idealized setting generally also apply to real systems.

In order to characterize the long-term goodput in this idealized setting. In order to do so, we must quantify the number of transmission attempts/ARQ rounds needed for successful transmission of each packet. If we use X_i to denote the number of ARQ rounds for the i -th packet, then a total of $\sum_{i=1}^J X_i$ ARQ rounds are used for transmitting J packets; note that the X_i 's are i.i.d. due to the independence of fading and noise across ARQ rounds. Each codeword is assumed to span n channel symbols and to contain b information bits, corresponding to a transmitted rate of $R = b/n$ bits/symbols. The average rate at which bits are successfully delivered is the ratio of the bits delivered to the total number of channel symbols required. The goodput η is the long-term average at which bits are successfully delivered, and by taking $J \rightarrow \infty$ we get [10]:

$$\eta = \lim_{J \rightarrow \infty} \frac{Jb}{n \sum_{i=1}^J X_i} = \lim_{J \rightarrow \infty} \frac{\frac{b}{n}}{\frac{1}{J} \sum_{i=1}^J X_i} = \frac{R}{\mathbb{E}[X]}, \quad (3)$$

where X is the random variable describing the ARQ rounds required for successful delivery of a packet.

Because each ARQ round is successful with probability $1 - \varepsilon$, with ε defined in (2), and rounds are independent, X is geometric with parameter $1 - \varepsilon$ and thus $\mathbb{E}[X] = 1/(1 - \varepsilon)$. Based upon (3), we have

$$\eta \triangleq R_\varepsilon(1 - \varepsilon), \quad (4)$$

where the transmitted rate is denoted as R_ε to emphasize its dependence on ε .

Based on this expression, we can immediately see the tradeoff between the transmitted rate, i.e. the number of bits per packet, and the number of ARQ re-transmissions per packet: a large R_ε means many bits are contained in each packet but that many re-transmissions are required, whereas a small R_ε

corresponds to fewer bits per packet and fewer re-transmissions. Our objective is to find the optimal (i.e., goodput maximizing) operating point on this tradeoff curve for any given parameters SNR and L .

Because R_ε is a function of ε (for SNR and L fixed), this one-dimensional optimization can be phrased in terms of R_ε or ε . We find it most insightful to consider ε , which leads to the following definition:

Definition 1: The optimal packet error probability, where optimal refers to goodput maximization with goodput defined in (3), for average signal-to-noise ratio SNR and per-codeword selectivity order L is:

$$\varepsilon^*(\text{SNR}, L) \triangleq \arg \max_{\varepsilon} R_\varepsilon(1 - \varepsilon). \quad (5)$$

By finding $\varepsilon^*(\text{SNR}, L)$, we thus determine the optimal PHY reliability level and how this optimum depends on channel parameters SNR and L , which are generally static over the timescale of interest.²

For $L = 1$, a simple calculation shows³

$$\varepsilon^*(\text{SNR}, 1) = 1 - e^{(1-\text{SNR})/(\text{SNR} \cdot W(\text{SNR}))}, \quad (6)$$

where $W(\cdot)$ is the Lambert W function [11]. Unfortunately, for $L > 1$ it does not seem feasible to find an exact analytical solution because a closed-form expression for the outage probability exists only for $L = 1$. However, the optimization in (5) can be easily solved numerically (for arbitrary L). In addition, an accurate approximation to $\varepsilon^*(\text{SNR}, L)$ can be solved analytically, as we detail in the next subsection.

In order to provide a general understanding of ε^* , Fig. 1 contains a plot of goodput η (numerically computed) versus outage probability ε for $L = 2$ and $L = 5$ at SNR = 0 and 10 dB. For each curve, the goodput-maximizing value of ε is circled. From this figure, we make the following observations:

- Making the physical layer too reliable or too unreliable yields poor goodput.
- The optimal outage probability decreases with SNR and L .

These turn out to be the key behaviors of the coding-ARQ tradeoff, and the remainder of this section is devoted to analytically explain these behaviors through a Gaussian approximation.

Remark 1: Throughout the paper we consider the setting *without* channel state information at the transmitter (CSIT). If there is CSIT, which generally is the case when the fading is slow relative to the delay in the channel feedback loop, the optimization problem in *Definition 1* turns out to be trivial. When CSIT is available, the channel is essentially AWGN with an instantaneous SNR that is determined

²Note that in this definition we assume all possible code rates are possible; nonetheless, this formulation provides valuable insight for systems in which the transmitter must choose from a finite set of code rates.

³The expression for $L = 1$ is also derived in [2]. However, authors in [2] only consider $L = 1$ case rather than $L > 1$ scenarios, which are further investigated in our work.

by the fading realization but is known to the TX. If a capacity-achieving code with infinite codeword block-length is used in the AWGN channel, the relationship between error and rate is a step-function:

$$\varepsilon = \begin{cases} 0, & \text{if } R < \log_2(1 + \text{SNR}|h|^2) \\ 1, & \text{if } R \geq \log_2(1 + \text{SNR}|h|^2). \end{cases} \quad (7a)$$

$$(7b)$$

Thus, it is optimal to choose a rate very slightly below the instantaneous capacity $\log_2(1 + \text{SNR}|h|^2)$. For realistic codes with finite blocklength, the ε - R curve is not a step function but nonetheless is very steep. For example, for turbo codes the waterfall characteristic of error vs. SNR curves (for fixed rate) translates to a step-function-like error vs. rate curve for fixed SNR. Therefore, the transmitted rate should be chosen close to the bottom of the step function.

A. Gaussian Approximation

The primary difficulty in finding $\varepsilon^*(\text{SNR}, L)$ stems from the fact that the outage probability in (2) can only be expressed as an L -dimensional integral, except for the special case $L = 1$. To circumvent this problem, we utilize a Gaussian approximation to the outage probability used in prior work [12]–[14]. The random variable $\frac{1}{L} \sum_{i=1}^L \log_2(1 + \text{SNR}|h_i|^2)$ is approximated by a $\mathcal{N}(\mu(\text{SNR}), \sigma^2(\text{SNR})/L)$ random variable, where $\mu(\text{SNR})$ and $\sigma^2(\text{SNR})$ are the mean and the variance of $\log_2(1 + \text{SNR}|h|^2)$, respectively:

$$\mu(\text{SNR}) = \mathbb{E}_{|h|} [\log_2(1 + \text{SNR}|h|^2)], \quad (8)$$

$$\sigma^2(\text{SNR}) = \mathbb{E}_{|h|} [\log_2(1 + \text{SNR}|h|^2)]^2 - \mu^2(\text{SNR}). \quad (9)$$

Closed forms for these quantities can be found in [15], [16]. Based on this approximation we have

$$\varepsilon \approx Q\left(\frac{\sqrt{L}}{\sigma(\text{SNR})}(\mu(\text{SNR}) - R_\varepsilon)\right), \quad (10)$$

where $Q(\cdot)$ is the tail probability of a standard normal. Solving this equation for R_ε and plugging into (4) yields the following approximation for the goodput, which we denote as η_g :

$$\eta_g = \left(\mu(\text{SNR}) - Q^{-1}(\varepsilon) \frac{\sigma(\text{SNR})}{\sqrt{L}}\right) (1 - \varepsilon), \quad (11)$$

where $Q^{-1}(\varepsilon)$ is the inverse of the Q function.

B. Optimization of Goodput Approximation

The optimization of η_g turns out to be more tractable. We first rewrite η_g as

$$\eta_g = \mu(\text{SNR}) (1 - \kappa \cdot Q^{-1}(\varepsilon)) (1 - \varepsilon), \quad (12)$$

where the constant $\kappa \in (0, 1)$ is the μ -normalized standard deviation of the received mutual information:

$$\kappa \triangleq \frac{\sigma(\text{SNR})}{\mu(\text{SNR})\sqrt{L}}. \quad (13)$$

We can observe that κ decreases in SNR and L . We now define ε_g^* as the η_g -maximizing outage probability:

$$\varepsilon_g^*(\text{SNR}, L) \triangleq \arg \max_{\varepsilon} (1 - \kappa \cdot Q^{-1}(\varepsilon)) (1 - \varepsilon), \quad (14)$$

where we have pulled out the constant $\mu(\text{SNR})$ from (12) because it does not affect the maximization.

Proposition 1: The PHY reliability level that maximizes the Gaussian approximated goodput is the unique solution to the following fixed point equation:

$$\left(Q^{-1}(\varepsilon_g^*) - (1 - \varepsilon_g^*) \cdot (Q^{-1}(\varepsilon))' \big|_{\varepsilon=\varepsilon_g^*} \right)^{-1} = \kappa. \quad (15)$$

Furthermore, ε_g^* is increasing in κ .

Proof: See Appendix A. ■

We immediately see that ε_g^* depends on the channel parameters only through κ . Furthermore, because κ is decreasing in SNR and L , we see that ε_g^* decreases in L (i.e., the channel selectivity) and SNR. Straightforward analysis shows that ε_g^* tends to zero as L increases approximately as $1/\sqrt{L \log L}$, while ε_g^* tends to zero with SNR approximately as $1/\sqrt{\log \text{SNR}}$.

In Fig. 2, the exact optimal ε^* and the approximate-optimal ε_g^* are plotted vs. SNR (dB) for $L = 2, 5, 10$. The Gaussian approximation is seen to be reasonably accurate, and most importantly, correctly captures behavior with respect to L and SNR.

In order to gain an intuitive understanding of the optimization, in Fig. 3 the success probability $1 - \varepsilon$ (left) and the goodput $\eta = R_\varepsilon(1 - \varepsilon)$ (right) are plotted versus the transmitted rate R for SNR = 10 dB. For each L the goodput-maximizing operating point is circled. First consider the curves for $L = 5$. For R up to approximately 1.5 bits/symbol the success probability is nearly one, i.e., $\varepsilon \approx 0$. As a result, the goodput η is approximately equal to R for R up to 1.5. When R is increased beyond 1.5 the success probability begins to decrease non-negligibly but the goodput nonetheless increases with R because the increased transmission rate makes up for the loss in success probability (i.e., for the ARQ re-transmissions). However, the goodput peaks at $R = 2.3$ because beyond this point the increase in transmission rate no longer makes up for the increased re-transmissions; visually, the optimum rate (for each value of L) corresponds to a point beyond which the success probability begins to drop off sharply with the transmitted rate.

To understand the effect of the selectivity order L , notice that increasing L leads to a steepening of the success probability-rate curve. This has the effect of moving the goodput curve closer to the

transmitted rate, which leads to a larger optimum rate and a larger optimum success probability $(1 - \varepsilon^*)$. To understand why ε^* decreases with SNR, based upon the rewritten version of η_g in (12) we see that the governing relationship is between the success probability $1 - \varepsilon$ and the normalized, rather than absolute, transmission rate $R/\mu(\text{SNR})$. Therefore, increasing SNR steepens the success probability-normalized rate curve (similar to the effect of increasing L) and thus leads to a smaller value of ε^* .

It is important to notice that the optimum error probabilities in Fig. 2 are quite large, even for large selectivity and at high SNR levels. This follows from the earlier explanation that decreasing the error probability (and thus the rate) beyond a certain point is inefficient because the decrease in ARQ re-transmissions does not make up for the loss in transmission rate.

To underscore the importance of not operating the PHY too reliably, in Fig. 4 goodput is plotted versus SNR (dB) for $L = 2$ and 10 for the optimum error probability $\eta(\varepsilon^*)$ as well as for $\varepsilon = 0.1, 0.01,$ and 0.001 . Choosing $\varepsilon = 0.1$ leads to near-optimal performance for both selectivity values. On the other hand, there is a significant penalty if $\varepsilon = 0.01$ or 0.001 when $L = 2$; this penalty is reduced in the highly selective channel ($L = 10$) but is still non-negligible. Indeed, the most important insight from this analysis is that making the PHY too reliable can lead to a significant performance penalty; for example, choosing $\varepsilon = 0.001$ leads to a power penalty of approximately 10 dB for $L = 2$ and 2 dB for $L = 10$.

Remark 2: *Proposition 1* shows ε_g^* is only determined by κ , which is completely determined by the statistics of the received mutual information per packet. This implies our results can be easily extended to different fading distributions and to MIMO by appropriately modifying $\mu(\text{SNR})$ and $\sigma(\text{SNR})$.

IV. OPTIMAL PHY RELIABILITY IN THE NON-IDEAL SETTING

While the previous section illustrated the need to operate the PHY at a relatively unreliable level under a number of idealized assumptions, a legitimate question is whether that conclusion still holds when the idealizations of Section III are removed. Thereby motivated, in this section we begin to carefully study the following scenarios one by one:

- Finite codeword block-length.
- Imperfect error detection.
- Limited number of ARQ rounds per packet.
- Imperfect ACK/NACK feedback.

As we shall see, our basic conclusion is upheld even under more realistic assumptions.

A. Finite Codeword Block-length

Although in the previous section we assumed operation at the mutual information of infinite blocklength codes, real systems must use finite blocklength codes. In order to determine the effect of finite blocklength upon the optimal PHY reliability, we study the mutual information outage probability in terms of the *information spectrum*, which captures the block error probability for finite blocklength codes. In [17], it was shown that actual codes perform quite close to the information spectrum-based outage probability.

By extending the results of [17], [18], the outage probability with blocklength n (symbols) is

$$\varepsilon(n, \text{SNR}, L, R) = \mathbb{P} \left[\frac{1}{L} \sum_{i=1}^L \log(1 + |h_i|^2 \text{SNR}) + \frac{1}{n} \sum_{i=1}^L \left(\sqrt{\frac{|h_i|^2 \text{SNR}}{1 + |h_i|^2 \text{SNR}}} \cdot \sum_{j=1}^{n/L} \omega_{ij} \right) \leq R \right], \quad (16)$$

where R is the transmitted rate in nats/symbol, and $\omega_{i,j}$'s are i.i.d. Laplace random variables [18], each with zero mean and variance two. The first term in the sum is the standard infinite blocklength mutual information expression, whereas the second term is due to the finite blocklength, and in particular captures the effect of atypical noise realizations. This second term goes to zero as $n \rightarrow \infty$ (i.e., atypical noise does not occur in the infinite blocklength limit), but cannot be ignored for finite n .

The sum of i.i.d. Laplace random variables has a Bessel-K distribution, which is difficult to compute for large n but can be very accurately approximated by a Gaussian as verified in [17]. Thus, the mutual information conditioned on the L channel realizations is approximated by a Gaussian random variable:

$$\mathcal{N} \left(\frac{1}{L} \sum_{i=1}^L \log(1 + |h_i|^2 \text{SNR}), \frac{1}{L} \sum_{i=1}^L \frac{2|h_i|^2 \text{SNR}}{n(1 + |h_i|^2 \text{SNR})} \right) \quad (17)$$

(This is different from Section III-A, where the Gaussian approximation is made with respect to the fading realizations). Therefore, we can approximate the outage probability with finite block-length n by averaging the cumulative distribution function (CDF) of (17) over different channel realizations:

$$\varepsilon(n, \text{SNR}, L, R) \approx \mathbb{E}_{|h_1|, \dots, |h_L|} Q \left(\frac{\frac{1}{L} \sum_{i=1}^L \log(1 + |h_i|^2 \text{SNR}) - R}{\sqrt{\frac{1}{L} \sum_{i=1}^L \frac{2|h_i|^2 \text{SNR}}{n(1 + |h_i|^2 \text{SNR})}}} \right). \quad (18)$$

In Fig. 5, we compare finite and infinite blocklength codes by plotting success probability $1 - \varepsilon$ vs. R_ε (bits/symbol) for $L = 10$ at SNR = 0 and 10 dB. It is clearly seen that the steepness of the success-rate curve is reduced by the finite blocklength; this is a consequence of atypical noise realizations.

We can now consider goodput maximization for a given blocklength n :

$$\varepsilon^*(\text{SNR}, L, n) \triangleq \arg \max_{\varepsilon} R_\varepsilon(1 - \varepsilon), \quad (19)$$

where both R_ε and ε are computed (numerically) in the finite codeword block-length regime.

In Fig. 6, the optimal ε vs. SNR (dB) is plotted for both finite block-length coding and infinite block-length coding. We see that the optimal error probability becomes larger, as expected by success-rate curves with reduced steepness in Fig. 5. At high SNR, the finite block-length coding curve almost overlaps the infinite block-length coding curve because the unusual noise term in the mutual information expression is negligible for large values of SNR. As expected, the optimal reliability level with finite blocklength codes does not differ significantly from the idealized case.

B. Non-ideal Error Detection

A critical component of ARQ is error detection, which is generally performed using a cyclic redundancy check (CRC). The standard usage of CRC corresponds to appending k parity check bits to $b-k$ information bits, yielding a total of b bits that are then encoded (by the channel encoder) into n channel symbols. At the receiver, the channel decoder (which is generally agnostic to CRC) takes the n channel symbols as inputs and produces an estimate of the b bits, which are in turn passed to the CRC decoder for error detection. A basic analysis in [19] shows that if the channel decoder is in error (i.e., the b bits input to the channel encoder do not match the b decoded bits), the probability of an undetected error (i.e., the CRC decoder signals correct even though an error has occurred) is roughly 2^{-k} . Therefore, the overall probability of an undetected error is well approximated by $\varepsilon \cdot 2^{-k}$.

Undetected errors can lead to significant problems, whose severity depends upon higher network layers (e.g., whether or not an additional layer of error detection is performed at a higher layer) and the application. However, a general perspective is provided by imposing a constraint p on the undetected error probability, i.e., $\varepsilon \cdot 2^{-k} \leq p$. Based on this constraint, we see that the constraint can be met by increasing k , which comes at the cost of overhead, or by reducing the packet error probability ε , which can significantly reduce goodput (Section III). The question most relevant to this paper is the following: does the presence of a stringent constraint on undetected error probability motivate reducing the PHY packet error probability ε ?

The relevant quantity, along with the undetected error probability, is the rate at which information bits are correctly delivered, which is:

$$\eta = \frac{b-k}{n} \cdot (1-\varepsilon) = \left(R_\varepsilon - \frac{k}{n} \right) \cdot (1-\varepsilon), \quad (20)$$

where $R_\varepsilon - \frac{k}{n}$ is the effective transmitted rate after accounting for the parity check overhead. It is then

relevant to maximize this rate subject to the constraint on undetected error:⁴:

$$\begin{aligned}
 (\varepsilon^*, k^*) \triangleq & \arg \max_{\varepsilon, k} \left(R_\varepsilon - \frac{k}{n} \right) \cdot (1 - \varepsilon) \\
 & \text{subject to } \varepsilon \cdot 2^{-k} \leq p
 \end{aligned} \tag{21}$$

Although this optimization problem (nor the version based on the Gaussian approximation) is not analytically tractable, it is easy to see that the solution corresponds to $k^* = \lceil -\log_2(p/\varepsilon^*) \rceil$, where ε^* is roughly the optimum packet error probability assuming perfect error detection (i.e. the solution from Section III). In other words, the undetected error probability constraint should be satisfied by choosing k sufficiently large while leaving the PHY transmitted rate nearly untouched. To better understand this, note that reducing k by a bit requires reducing ε by a factor of two. The corresponding reduction in CRC overhead is very small (roughly $1/n$), while the reduction in the transmitted rate is much larger. Thus, if we consider the choices of ε and k that achieve the constraint with equality, i.e., $k = -\log_2(p/\varepsilon)$, goodput decreases as ε is decreased below the packet error probability which is optimal under the assumption of perfect error detection. In other words, operating the PHY at a more reliable point is not worth the small reduction in CRC overhead.

C. End-to-End Delay Constraint

In certain applications such as Voice-over-IP (VoIP), there is a limit on the number of re-transmissions per packet as well as a constraint on the fraction of packets that are not successfully delivered within this limit. If such constraints are imposed, it may not be clear how aggressively ARQ should be utilized.

Consider a system where any packet that fails on its d -th attempt is discarded (i.e., at most $d - 1$ re-transmissions are allowed), but at most a fraction q of packets can be discarded, where $q > 0$ is a reliability constraint. Under these conditions, the probability a packet is discarded is ε^d , i.e., the probability of d consecutive decoding failures, while the long-term average rate at which packets are successfully delivered still is $R_\varepsilon(1 - \varepsilon)$. To understand why the goodput expression is unaffected by the delay limit, note that the number of successfully delivered packets is equal to the number of transmissions in which decoding is successful, regardless of which packets are transmitted in each slot. The delay constraint only affects which packets are delivered in different slots, and thus does not affect the goodput.⁵

⁴For the sake of compactness, the dependence of ε^* and k^* upon SNR, L and n is suppressed henceforth, except where explicit notation is required.

⁵The goodput expression can alternatively be derived by computing the average number of ARQ rounds per packet (accounting for the limit d), and then applying the renewal-reward theorem [20].

Since the discarded packet probability is ε^d , the reliability constraint requires $\varepsilon \leq q^{1/d}$. We can thus consider maximization of goodput $R_\varepsilon(1 - \varepsilon)$ subject to the constraint $\varepsilon \leq q^{1/d}$. Because the goodput is observed to be concave in ε , only two possibilities exist. If $q^{1/d}$ is larger than the optimal value of ε for the unconstrained problem, then the optimal value of ε is unaffected by q . In the more interesting and relevant case where $q^{1/d}$ is smaller than the optimal unconstrained ε , then goodput is maximized by choosing ε equal to the upper bound $q^{1/d}$.

Thus, a strict delay and reliability constraint forces the PHY to be more reliable than in the unconstrained case. However, amongst all allowed packet error probabilities, goodput is maximized by choosing the largest. Thus, although strict constraints do not allow for very aggressive use of ARQ, nonetheless ARQ should be utilized to the maximum extent possible.

D. Noisy ACK/NACK Feedback

We finally remove the assumption of perfect acknowledgements, and consider the realistic scenario where ACK/NACK feedback is not perfect and where the acknowledgement overhead is factored in. The main issue confronted here is the joint optimization of the reliability level of the forward data channel and of the reverse acknowledgement (feedback/control) channel. As intuition suggests, reliable communication is possible only if some combination of the forward and reverse reliability levels is sufficiently large; thus, it is not clear if operating the PHY at a relatively unreliable level as suggested in earlier sections is appropriate. The effects of acknowledgement errors can sometimes be reduced through higher-layer mechanisms (e.g., sequence number check), but in order to shed the most light on the issue of forward/reverse reliability, we focus on an extreme case where acknowledgement errors are most harmful. In particular, we consider a setting with delay and reliability constraints as in Section IV-C, and where any NACK to ACK error leads to a packet missing the delay deadline. We first describe the feedback channel model, and then analyze performance.

1) *Feedback Channel Model:* We assume ACK/NACK feedback is performed over a Rayleigh fading channel using a total of f symbols which are distributed on L_{fb} independently faded subchannels; here L_{fb} is the diversity order of the feedback channel, which need not be equal to L , the forward channel diversity order. Since the feedback is binary, BPSK is used with the symbol repeated on each sub-channel f/L_{fb} times. For the sake of simplicity, we assume that the feedback channel has the same average SNR as the forward channel, and that the fading on the feedback channel is independent of the fading on the forward channel.

After maximum ratio combining at the receiver, the effective SNR is $(f/L_{fb}) \cdot \text{SNR} \cdot \sum_{i=1}^{L_{fb}} |h_i|^2$, where

$h_1, \dots, h_{L_{\text{fb}}}$ are the feedback channel fading coefficients. The resulting probability of error (denoted by ε_{fb}), averaged over the fading realizations, is [21]:

$$\varepsilon_{\text{fb}} = \left(\frac{1-\nu}{2}\right)^{L_{\text{fb}}} \cdot \sum_{j=0}^{L_{\text{fb}}-1} \binom{L_{\text{fb}}-1+j}{j} \left(\frac{1+\nu}{2}\right)^j, \quad (22)$$

where $\nu = \sqrt{\frac{(f/L_{\text{fb}}) \cdot \text{SNR}}{1+(f/L_{\text{fb}}) \cdot \text{SNR}}}$. Clearly, ε_{fb} is decreasing in f and SNR.⁶

2) *Performance Analysis:* In order to analyze performance with non-ideal feedback, we must first specify the rules by which the transmitter and receiver operate. The transmitter takes precisely the same actions as in Section IV-C: the transmitter immediately moves on to the next packet whenever an ACK is received, and after receiving $d-1$ consecutive NACK's (for a single packet) it attempts that packet one last time but then moves on to the next packet regardless of the acknowledgement received for the last attempt. Of course, the presence of feedback errors means that the received acknowledgement does not always match the transmitted acknowledgement. The receiver also operates in the standard manner, but we do assume that the receiver can always determine whether or not the packet being received is the same as the packet received in the previous slot, as can be accomplished by a simple correlation; this reasonable assumption is equivalent to the receiver having knowledge of acknowledgement errors.

In this setup an ACK→NACK error causes the transmitter to re-transmit the previous packet, instead of moving on to the next packet. The receiver is able to recognize that an acknowledgement error has occurred (through correlation of the current and previous received packets), and because it already decoded the packet correctly it does not attempt to decode again. Instead, it simply transmits an ACK once again. Thus, each ACK→NACK error has the relatively benign effect of wasting one ARQ round.

On the other hand, NACK→ACK errors have a considerably more deleterious effect because upon reception of an ACK, the transmitter automatically moves on to the next packet. Because we are considering a stringent delay constraint, we assume that such a NACK→ACK error cannot be recovered from and thus we consider it as a lost packet that is counted towards the reliability constraint. This is, in some sense, a worst-case assumption that accentuates the effect of NACK→ACK errors; some comments related to this point are put forth at the end of this section.

To more clearly illustrate the model, the complete ARQ process is shown in Fig. 7 for $d=3$. Each branch is labeled with the success/failure of the transmission as well as the acknowledgement (including errors). Circle nodes refer to states in which the receiver has yet to successfully decode the packet, whereas

⁶Asymmetric decision regions can be used, in which case $0 \rightarrow 1$ and $1 \rightarrow 0$ errors have unequal probabilities. However, this does not significantly affect performance and thus is not considered.

triangles refer to states in which the receiver has decoded correctly. A packet loss occurs if there is a decoding failure followed by a NACK→ACK error in the first two rounds, or if decoding fails in all three attempts. All other outcomes correspond to cases where the receiver is able to decode the packet in some round, and thus successful delivery of the packet. In these cases, however, the number of ARQ rounds depends on the first time at which the receiver can decode and when the ACK is correctly delivered. (If an ACK is not successfully delivered, it may take up to d rounds before the transmitter moves on to the next packet.) Notice that after the d -th attempt, the transmitter moves on to the next packet regardless of what acknowledgement is received; this is due to the delay constraint that the transmitter follows.

Based on the figure and the independence of decoding and feedback errors across rounds, the probability that a packet is lost (i.e., it is not successfully delivered within d rounds) is:

$$\xi_d = \varepsilon \cdot \varepsilon_{\text{fb}} + \varepsilon^2(1 - \varepsilon_{\text{fb}})\varepsilon_{\text{fb}} + \cdots + \varepsilon^{d-1}(1 - \varepsilon_{\text{fb}})^{d-2}\varepsilon_{\text{fb}} + \varepsilon^d(1 - \varepsilon_{\text{fb}})^{d-1}, \quad (23)$$

where the first $d-1$ terms represent decoding failures followed by a NACK→ACK error (more specifically, the l -th term corresponds to $l-1$ decoding failures and $l-1$ correct NACK transmissions, followed by another decoding failure and a NACK→ACK error), and the last term is the probability of d decoding failures and $d-1$ correct NACK transmissions. If we alternatively compute the success probability, we get the following different expression for ξ_d :

$$\xi_d = 1 - \sum_{i=1}^d (1 - \varepsilon) \cdot \varepsilon^{i-1} \cdot (1 - \varepsilon_{\text{fb}})^{i-1}, \quad (24)$$

where the i -th summand is the probability that successful forward transmission occurs in the i -th ARQ round. Based upon (23) and (24) we see that ξ_d is increasing in both ε and ε_{fb} . Thus, a desired packet loss probability ξ_d can be achieved by different combinations of the forward channel reliability and the feedback channel reliability: a less reliable forward channel requires a more reliable feedback channel, and vice versa.

As in Section IV-C we impose a reliability constraint $\xi_d \leq q$, which by (23) translates to a joint constraint on ε and ε_{fb} . The relatively complicated joint constraint can be accurately approximated by two much simpler constraints. Since we must satisfy $\varepsilon \leq q^{\frac{1}{d}}$ even with perfect feedback ($\varepsilon_{\text{fb}} = 0$), for any $\varepsilon_{\text{fb}} > 0$ we also must satisfy $\varepsilon \leq q^{\frac{1}{d}}$ (this ensures that d consecutive decoding failures do not occur too frequently). Furthermore, by examining (23) it is evident that the first term is dominant in the packet loss probability expression. Thus the constraint $\xi_d \leq q$ essentially translates to the simplified constraints

$$\varepsilon \cdot \varepsilon_{\text{fb}} \leq q \quad \text{and} \quad \varepsilon \leq q^{\frac{1}{d}}. \quad (25)$$

These simplified constraints are very accurate for values of ε not too close to $q^{\frac{1}{d}}$. On the other hand, as ε approaches $q^{\frac{1}{d}}$, ε_{fb} must go to zero very rapidly (i.e. much faster than q/ε) in order for $\xi_d \leq q$.

The first constraint in (25) reveals a general design principle: the *combination* of the forward and feedback channel must be sufficiently reliable. This is because $\varepsilon \cdot \varepsilon_{\text{fb}}$ is precisely the probability that a packet is lost because the initial transmission is decoded incorrectly and is followed by a NACK→ACK error.

Having established the reliability constraint, we now proceed to maximizing goodput while taking acknowledgement errors and ARQ overhead into account. With respect to the long-term average goodput, by applying the renewal-reward theorem again we obtain:

$$\eta = \frac{n}{n+f} \cdot \frac{R_\varepsilon(1-\xi_d)}{\mathbb{E}[X]}. \quad (26)$$

where random variable X is the number of ARQ rounds per packet, and $\mathbb{E}[X]$ is derived in Appendix B. Here, $\frac{n}{n+f}$ is the feedback overhead penalty because each packet spanning n symbols is followed by f symbols to convey the acknowledgement.

We now maximize goodput with respect to both the forward and feedback channel error probabilities:

$$\begin{aligned} (\varepsilon^*, \varepsilon_{\text{fb}}^*) \triangleq & \arg \max_{\varepsilon, \varepsilon_{\text{fb}}} \frac{n}{n+f} \cdot \frac{R_\varepsilon(1-\xi_d)}{\mathbb{E}[X]} \\ & \text{subject to } \xi_d \leq q \end{aligned} \quad (27)$$

noting that ε_{fb} is a decreasing function of the number of feedback symbols f , according to (22). This optimization is not analytically tractable, but can be easily solved numerically and can be understood through examination of the dominant relationships. The overhead factor $n/(n+f)$ clearly depends only on ε_{fb} (i.e., f). Although the second term $R_\varepsilon(1-\xi_d)/\mathbb{E}[X]$ depends on both ε and ε_{fb} , the dependence upon ε_{fb} is relatively minor as long as ε_{fb} is reasonably small (i.e. less than 10%). Thus, it is reasonable to consider the perfect feedback setting, in which case the second term is $R_\varepsilon(1-\varepsilon)$. Therefore, the challenge is balancing the feedback channel overhead factor $\frac{n}{n+f}$ with the efficiency of the forward channel, approximately $R_\varepsilon(1-\varepsilon)$, while satisfying the constraint in (25). If f is chosen small, the feedback errors must be compensated with a very reliable, and thus inefficient, forward channel; on the other hand, choosing f large incurs a large feedback overhead penalty but allows for a less reliable, and thus more efficient, forward channel.

In Fig. 8, the jointly optimal $(\varepsilon^*, \varepsilon_{\text{fb}}^*)$ are plotted for a conservative set of forward channel parameters ($L = 3$ with SNR = 5 or 10 dB, and $n = 200$ data symbols per packet), stringent delay and reliability constraints (up to $d = 3$ ARQ rounds and a reliability constraint $q = 10^{-6}$), and different diversity orders

($L_{\text{fb}} = 1, 2$ and 5) for the feedback channel. Also plotted is the curve specifying the $(\varepsilon, \varepsilon_{\text{fb}})$ pairs that achieve the reliability constraint $\xi_d = q$. As discussed earlier, this curve has two distinct regions: for $\varepsilon < 0.008$ it is essentially the straight line $\varepsilon \cdot \varepsilon_{\text{fb}} = q$, whereas ε_{fb} must go to zero very quickly as ε approaches $q^{1/d} = 10^{-2}$.

When $L_{\text{fb}} = 2$, the optimal point corresponds to the transition between these two regions. Moving to the right of the optimal corresponds to making the PHY more reliable while making the control channel less reliable (i.e., decreasing ε and f), but this is suboptimal because the overhead savings do not compensate for the loss incurred by a more reliable PHY. On the other hand, moving to the left is suboptimal because only a very modest increase in ε is allowed, and this increase comes at a large expense in terms of control symbols. If $L_{\text{fb}} = 5$, the optimal point is further to the left because the feedback overhead required to achieve a desired error rate is reduced. However, the behavior is quite different if there is no diversity on the feedback channel ($L_{\text{fb}} = 1$). Without diversity, the feedback error probability decreases extremely slowly with f (at order $1/f$), and thus a very large f is required to achieve a reasonable feedback error probability. In this extreme case, it is optimal to sacrifice significant PHY efficiency and choose ε quite a bit smaller than $q^{1/d} = 10^{-2}$. Notice that increasing SNR moves the optimal to the left for all values of L_{fb} because a larger SNR improves the feedback channel reliability while not significantly changing the behavior of the forward channel.

This behavior is further explained in Fig. 9, where goodput η (optimized with respect to ε_{fb}) is plotted versus forward error probability ε for the parameters of the previous figure, with SNR = 5 dB and $L_{\text{fb}} = 1$ and 2 here. The figure illustrates the stark contrast with respect to feedback channel diversity: with diversity (even for $L_{\text{fb}} = 2$), the goodput increases monotonically up to a point quite close to $q^{1/d}$, while without diversity the goodput peaks at a point far below $q^{1/d}$. This is due to the huge difference in the feedback channel reliability with and without diversity: in order to achieve $\varepsilon_{\text{fb}} = 10^{-3}$, at SNR = 5 dB without diversity $f = 79$ symbols are required, whereas $f = 9$ suffices for $L_{\text{fb}} = 2$. To more clearly understand why the optimal point with diversity is so close to $q^{1/d}$, let us contrast two different choices of ε for $L_{\text{fb}} = 2$. At the optimal $\varepsilon = 8 \times 10^{-3}$, we require $\varepsilon_{\text{fb}} = 6.3 \times 10^{-5}$ and thus $f = 34$. On the other hand, at the suboptimal $\varepsilon = 10^{-3}$ we require $\varepsilon_{\text{fb}} = 10^{-3}$ and thus $f = 9$. Reducing the forward error probability by a factor of 8 reduces the feedback overhead from $\frac{34}{234}$ to $\frac{9}{209}$, but reduces the transmitted rate by about 50%.

The takeaway message of this analysis is clear: as long as the feedback channel has at least some diversity (e.g., through frequency or antennas), stringent post-ARQ reliability constraints should be satisfied by increasing the reliability of the feedback channel instead of increasing the forward channel

reliability. This is another consequence of the fact that decreasing the forward channel error probability requires a huge backoff in terms of transmitted rate, which in this case is not compensated by the corresponding decrease in feedback overhead.

V. HYBRID-ARQ

While up to now we have considered simple ARQ, contemporary wireless systems often utilize more powerful hybrid-ARQ (HARQ) techniques. When incremental redundancy (IR) HARQ, which is the most powerful type of HARQ, is implemented, a NACK triggers the transmission of extra parity check bits instead of re-transmission of the original packet, and the receiver attempts to decode a packet on the basis of all previous transmissions related to that packet. This corresponds to accumulation of mutual information across HARQ rounds, and thus essentially matches the transmitted rate to the instantaneous channel conditions without requiring CSI at the transmitter [10], [14]. The focus of this section is understanding how the PHY transmitted rate should be chosen when HARQ is used.

Unlike simple ARQ, HARQ requires the receiver to keep information from previous rounds in memory; partly for this reason, HARQ is generally implemented in a two-layered system (e.g., in 4G cellular networks such as LTE [22] [23]) in which the HARQ process has to restart (triggered by a higher-layer simple ARQ re-transmission) if the number of HARQ rounds reaches a defined maximum. The precise model we study is described as follows. As before, each HARQ transmission (i.e., round) experiences a diversity order of L . However, a maximum of M HARQ rounds are allowed per packet. If a packet cannot be decoded after M HARQ rounds, a post-HARQ outage is declared. This triggers a higher-layer simple ARQ re-transmission, which restarts the HARQ process for that packet. This two-layered ARQ process continues (indefinitely) until the packet is successfully received at the receiver. For the sake of simplicity, we proceed under the ideal assumptions discussed in Section III. Note that the case $M = 1$ reverts to the simple ARQ model discussed in the rest of the paper.

Given this model, the first-HARQ-round outage probability, denoted ε_1 , is exactly the same as the non-HARQ outage probability with the same SNR, diversity order L , and rate R , i.e.,

$$\varepsilon_1(\text{SNR}, L, R) = \mathbb{P} \left[\frac{1}{L} \sum_{i=1}^L \log_2 (1 + \text{SNR} |h_i|^2) \leq R \right]. \quad (28)$$

In this expression R is the transmitted rate during the first HARQ round, which we refer to as the HARQ initial rate R_{init} hereafter. Because IR leads to accumulation of mutual information, the number of HARQ

rounds needed to decode a packet is the smallest integer \mathcal{T} ($1 \leq \mathcal{T} \leq M$) such that

$$\sum_{i=1}^{\mathcal{T}} \left(\frac{1}{L} \sum_{j=1}^L \log_2 (1 + \text{SNR} |h_{i,j}|^2) \right) > R_{\text{init}}. \quad (29)$$

Therefore, the post-HARQ outage, denoted by ε , is:

$$\varepsilon(\text{SNR}, L, M, R_{\text{init}}) = \mathbb{P} \left[\sum_{i=1}^M \left(\frac{1}{L} \sum_{j=1}^L \log_2 (1 + \text{SNR} |h_{i,j}|^2) \right) \leq R_{\text{init}} \right]. \quad (30)$$

This is the probability that a packet fails to be decoded after M HARQ rounds, and thus is the probability that the HARQ process has to be restarted.

Using the renewal-reward theorem as in [10] yields the following expression for the long-term average goodput with HARQ:

$$\eta = \frac{R_{\text{init}}(1 - \varepsilon)}{\mathbb{E}[\mathcal{T}]}, \quad (31)$$

where the distribution of \mathcal{T} is determined by (29). Our interest is in finding the initial rate R_{init} that maximizes η . This optimization is not analytically tractable, but we can nonetheless provide some insight.

In Fig. 10, goodput is plotted versus vs. R_{init} for $L = 2$ and a maximum of $M = 2$ HARQ rounds, as well as for a system using only simple ARQ (i.e., $M = 1$) with the same $L = 2$, at $\text{SNR} = 5$ and 10 dB. We immediately observe that goodput with HARQ is maximized at a considerably higher rate than for the system without HARQ. Although we do not have analytical proof, we conjecture that the goodput-maximizing initial rate with HARQ is always larger than the maximizing rate without HARQ (for equal diversity order per round/transmission). In fact, with HARQ the initial rate should be chosen such that the first-round outage ε_1 is quite large, and for larger values of M the optimizer actually trends towards one. If ε_1 is small, then HARQ is rarely used which means that the rate-matching capability provided by HARQ is not exploited. However, R_{init} should not be chosen so large such that there is significant probability of post-HARQ outage, because this leads to a simple ARQ re-transmission and thus forces HARQ to re-start. The following theorem provides an upper bound on the optimal initial rate:

Theorem 1: For any SNR , L , and M , the optimal initial rate with HARQ is upper bounded by $1/M$ times the optimal transmitted rate for a non-HARQ system with diversity order ML .

Proof: The HARQ goodput can be rewritten as

$$\eta = \frac{R_{\text{init}}}{M} \cdot (1 - \varepsilon) \cdot \frac{M}{\mathbb{E}[\mathcal{T}]}. \quad (32)$$

Based on (30) we see that the post-HARQ outage probability ε is precisely the same as the outage probability for a non-HARQ system with diversity order ML and transmitted rate R_{init}/M . Therefore, the term $(R_{\text{init}}/M)(1 - \varepsilon)$ in (32) is precisely the goodput for a non-HARQ system with diversity order ML . Based on (29) we can see that the term $M/\mathbb{E}[T]$ is decreasing in R_{init}/M , and thus the value of R_{init}/M that maximizes (32) is smaller than the value that maximizes $(R_{\text{init}}/M)(1 - \varepsilon)$. ■

Notice that ML is the maximum diversity experienced by a packet if HARQ is used, whereas ML is the precise diversity order experienced by each packet in the reference system (in the theorem) without HARQ. Combined with our earlier observation, we see that the initial rate should be chosen large enough such that HARQ is sufficiently utilized, but not so large such that simple ARQ is overly used.

VI. CONCLUSION

In this paper we have conducted a detailed study of the optimum physical layer reliability when simple ARQ is used to re-transmit incorrectly decoded packets. Our findings show that when a cross-layer perspective is taken, it is optimal to use a rather unreliable physical layer (e.g., a packet error probability of 10% for a wide range of channel parameters). The fundamental reason for this is that making the physical layer very reliable requires a very conservative transmitted rate in a fading channel (without instantaneous channel knowledge at the transmitter).

Our findings are quite general, in the sense that the PHY should not be operated reliably even in scenarios in which intuition might suggest PHY-level reliability is necessary. For example, if a smaller packet error mis-detection probability is desired, it is much more efficient to utilize additional error detection bits (e.g., CRC) as compared to performing additional error correction (i.e., making the PHY more reliable). A delay constraint imposes an upper bound on the number of ARQ re-transmissions and an upper limit on the PHY error probability, but an optimized system should operate at exactly this level and no lower. Finally, when acknowledgement errors are taken into account and high end-to-end reliability is required, such reliability should be achieved by designing a reliable feedback channel instead of a reliable data (PHY) channel.

In a broader context, one important message is that traditional diversity metrics, which characterize how quickly the probability of error can be made very small, may no longer be appropriate for wireless systems due to the presence of ARQ. As seen in [24] in the context of multi-antenna communication, this change can significantly reduce the attractiveness of transmit diversity techniques that reduce error at the expense of rate.

APPENDIX A

PROOF OF PROPOSITION 1

We first prove the strict concavity of η_g . For any invertible function $f(\cdot)$, the following holds [25]:

$$(f^{-1}(a))' = \frac{1}{f'(f^{-1}(a))}. \quad (33)$$

By combining this with $Q(x) = \int_x^\infty \frac{1}{\sqrt{2\pi}} e^{-\frac{t^2}{2}} dt$, we get

$$(Q^{-1}(\varepsilon))' = -\sqrt{2\pi} e^{\frac{(Q^{-1}(\varepsilon))^2}{2}}, \quad (34)$$

which is strictly negative. According to this, the second derivative of $\eta_g(\varepsilon)$ is:

$$(\eta_g(\varepsilon))'' = \kappa\mu (Q^{-1}(\varepsilon))' \left(2 + (1 - \varepsilon)\sqrt{2\pi} e^{\frac{(Q^{-1}(\varepsilon))^2}{2}} Q^{-1}(\varepsilon) \right). \quad (35)$$

Because $\kappa(Q^{-1}(\varepsilon))' < 0$, in order to prove $(\eta_g(\varepsilon))'' < 0$ we only need to show that the expression inside the parenthesis in (35) is strictly positive. If we substitute $\varepsilon = Q(x)$ (here we define $x = Q^{-1}(\varepsilon)$), then we only need to prove $(Q(x) - 1)e^{\frac{x^2}{2}} x < \sqrt{\frac{2}{\pi}}$. Notice when $x \geq 0$, the left hand side is negative (because $Q(x) \leq 1$) and the inequality holds. When $x < 0$, the left hand side becomes $Q(-x)e^{\frac{x^2}{2}}(-x)$. From [26], $Q(-x) < \frac{1}{\sqrt{2\pi(-x)}} e^{-\frac{x^2}{2}}$, so if $x < 0$,

$$(Q(x) - 1)e^{\frac{x^2}{2}} x < \frac{1}{\sqrt{2\pi(-x)}} e^{-\frac{x^2}{2}} e^{\frac{x^2}{2}} (-x) = \frac{1}{\sqrt{2\pi}} < \sqrt{\frac{2}{\pi}}. \quad (36)$$

As a result, the second derivative of $\eta_g(\varepsilon)$ is strictly smaller than zero and thus η_g is strictly concave in ε . Since η_g is strictly concave in ε , we reach the fixed point equation in (15) by setting the first derivative to zero. The concavity of η_g implies $(\eta_g(\varepsilon))'$ is decreasing in ε , and thus from (15) we see that ε_g^* is increasing in κ .

APPENDIX B

EXPECTED ARQ ROUNDS WITH ACKNOWLEDGEMENT ERRORS

If the ARQ process terminates after i rounds ($1 \leq i \leq d - 1$), the reasons for that can be:

- The first i decoding attempts are unsuccessful, the first $i - 1$ NACKs are received correctly, but a NACK→ACK error happens in the i -th round, the probability of which is $\varepsilon^i \cdot (1 - \varepsilon_{\text{fb}})^{i-1} \cdot \varepsilon_{\text{fb}}$.
- The packet is decoded correctly in the j -th round (for $1 \leq j \leq i$), but the ACK is not correctly received until the i -th round. This corresponds to $j - 1$ decoding failures with correct acknowledgements, followed by a decoding success and $i - j$ acknowledgement errors (ACK→NACK), and then a correct acknowledgement: $\sum_{j=1}^i \varepsilon^{j-1} (1 - \varepsilon_{\text{fb}})^j (1 - \varepsilon) \varepsilon_{\text{fb}}^{i-j}$.

These events are all exclusive, and thus we can sum the above probabilities. For $X = d$, we notice that the ARQ process takes the maximum of d rounds if:

- There are d decoding failures with $d-1$ correct NACKs, the probability of which is $\varepsilon^{d-1} \cdot (1 - \varepsilon_{fb})^{d-1}$.
- The packet is decoded correctly in the j -th round (for $1 \leq j \leq d-1$), but the ACK is never received correctly. This corresponds to $j-1$ decoding failures with correct NACKs, followed by a decoding success and $d-j$ acknowledgement errors (ACK \rightarrow NACK): $\sum_{j=1}^{d-1} \varepsilon^{j-1} (1 - \varepsilon_{fb})^{j-1} (1 - \varepsilon) \varepsilon_{fb}^{d-j}$.

These events are again exclusive. Therefore, the expected number of rounds is:

$$\begin{aligned} \mathbb{E}[X] = & \sum_{i=1}^{d-1} i \cdot \left(\varepsilon^i \cdot (1 - \varepsilon_{fb})^{i-1} \cdot \varepsilon_{fb} + \sum_{j=1}^i \varepsilon^{j-1} (1 - \varepsilon_{fb})^j (1 - \varepsilon) \varepsilon_{fb}^{i-j} \right) \\ & + d \cdot \left(\varepsilon^{d-1} \cdot (1 - \varepsilon_{fb})^{d-1} + \sum_{j=1}^{d-1} \varepsilon^{j-1} (1 - \varepsilon_{fb})^{j-1} (1 - \varepsilon) \varepsilon_{fb}^{d-j} \right). \end{aligned} \quad (37)$$

REFERENCES

- [1] M. Luby, T. Gasiba, T. Stockhammer, and M. Watson, "Reliable multimedia download delivery in cellular broadcast networks," *IEEE Trans. Broadcasting*, vol. 53, no. 1 Part 2, pp. 235–246, 2007.
- [2] C. Berger, S. Zhou, Y. Wen, P. Willett, and K. Pattipati, "Optimizing joint erasure-and error-correction coding for wireless packet transmissions," *IEEE Transactions on Wireless Communications*, vol. 7, no. 11 Part 2, pp. 4586–4595, 2008.
- [3] T. A. Courtade and R. D. Wesel, "A cross-layer perspective on rateless coding for wireless channels," *Proc. of IEEE Int'l Conf. in Commun. (ICC'09)*, pp. 1–6, Jun. 2009.
- [4] X. Chen, V. Subramanian, and D. J. Leith, "PHY modulation/rate control for fountain codes in 802.11 WLANs," *submitted to IEEE Trans. Wireless Comm., June 2009*.
- [5] G. Carie, G. Taricco, and E. Biglieri, "Optimum power control over fading channels," *IEEE Trans. Inform. Theory*, vol. 45, no. 5, pp. 1468–1489, Jul. 1999.
- [6] A. Guillén i Fàbregas and G. Caire, "Coded modulation in the block-fading channel: coding theorems and code construction," *IEEE Trans. Inf. Theory*, vol. 52, no. 1, pp. 91–114, Jan. 2006.
- [7] N. Prasad and M. K. Varanasi, "Outage theorems for MIMO block-fading channels," *IEEE Trans. Inform. Theory*, vol. 52, no. 12, pp. 5284–5296, Dec. 2006.
- [8] E. Malkamäki and H. Leib, "Coded diversity on block-fading channels," *IEEE Trans. Inf. Theory*, vol. 45, no. 2, pp. 771–781, Mar. 1999.
- [9] D. Tse and P. Viswanath, *Fundamentals of Wireless Communications*. Cambridge University, 2005.
- [10] G. Caire and D. Tuninetti, "The throughput of hybrid-ARQ protocols for the Gaussian collision channel," *IEEE Trans. Inform. Theory*, vol. 47, no. 4, pp. 1971–1988, Jul. 2001.
- [11] R. Corless, G. Gonnet, D. Hare, D. Jeffrey, and D. Knuth, "On the LambertW function," *Advances in Computational Mathematics*, vol. 5, no. 1, pp. 329–359, 1996.
- [12] P. J. Smith and M. Shafi, "On a Gaussian approximation to the capacity of wireless MIMO systems," *Proc. of IEEE Int'l Conf. in Commun. (ICC'02)*, pp. 406–410, Apr. 2002.

- [13] G. Barriac and U. Madhow, "Characterizing outage rates for space-time communication over wideband channels," *IEEE Trans. Commun.*, vol. 52, no. 4, pp. 2198–2207, Dec. 2004.
- [14] P. Wu and N. Jindal, "Performance of hybrid-ARQ in block-fading channels: a fixed outage probability analysis," *to appear at IEEE Trans. Commun.*, vol. 58, no. 4, Apr. 2010.
- [15] M. S. Alouini and A. J. Goldsmith, "Capacity of Rayleigh fading channels under different adaptive transmission and diversity-combining techniques," *IEEE Trans. Veh. Technol.*, vol. 48, no. 4, pp. 1165–1181, Jul. 1999.
- [16] M. R. McKay, P. J. Smith, H. A. Suraweera, and I. B. Collings, "On the mutual information distribution of OFDM-based spatial multiplexing: exact variance and outage approximation," *IEEE Trans. Inform. Theory*, vol. 54, no. 7, pp. 3260–3278, Jul. 2008.
- [17] D. Buckingham and M. Valenti, "The information-outage probability of finite-length codes over AWGN channels," *42nd Annual Conf. Inform. Sciences and Systems (CISS'08)*, pp. 390–395, 2008.
- [18] J. Laneman, "On the distribution of mutual information," *Proc. Workshop on Information Theory and its Applications (ITA'06)*, 2006.
- [19] H. E. Gamal, G. Caire, and M. E. Damen, "The MIMO ARQ channel: diversity-multiplexing-delay tradeoff," *IEEE Trans. Inform. Theory*, vol. 52, no. 8, pp. 3601–3621, Aug. 2006.
- [20] R. Wolff, *Stochastic Modeling and the Theory of Queues*. Prentice hall, 1989.
- [21] A. Goldsmith, *Wireless Communications*. Cambridge University Press, 2005.
- [22] M. Meyer, H. Wiemann, M. Renfors, J. Torsner, and J. Cheng, "ARQ concept for the UMTS Long-Term Evolution," *IEEE 64th Vehicular Technology Conference (VTC'06)*, pp. 1–5, Sep. 2006.
- [23] H. Ekstrom, A. Furuskar, J. Karlsson, M. Meyer, S. Parkvall, J. Torsner, and M. Wahlqvist, "Technical solutions for the 3G long-term evolution," *IEEE Communications Magazine*, vol. 44, no. 3, pp. 38–45, 2006.
- [24] A. Lozano and N. Jindal, "Transmit diversity v. spatial multiplexing in modern MIMO systems," *IEEE Trans. Wireless Commun.*, vol. 9, no. 1, pp. 186–197, Jan. 2010.
- [25] T. Apostol, *Mathematical Analysis*. Addison-Wesley Reading, MA, 1974.
- [26] N. Kingsbury, "Approximation formula for the Gaussian error integral, $Q(x)$," <http://cnx.org/content/m11067/latest/>.

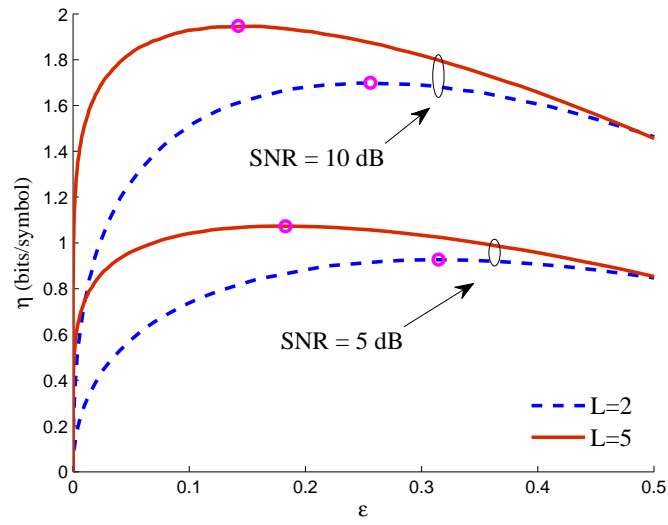


Fig. 1. Gooput η (bits/symbol) vs. PHY outage probability ε for $L = 2, 5$, SNR = 10 dB

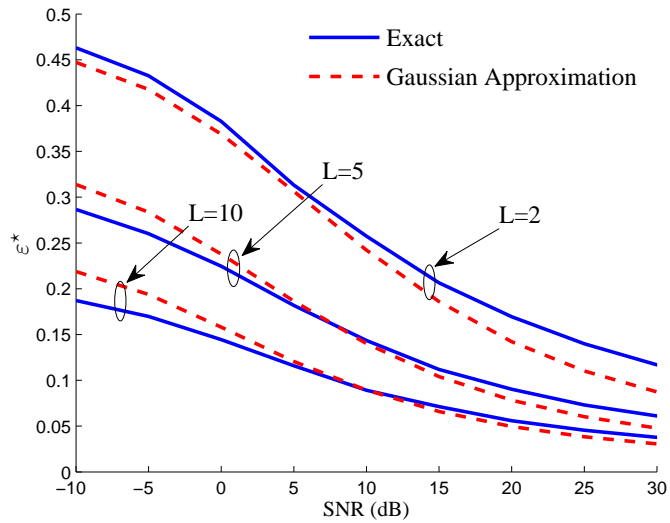
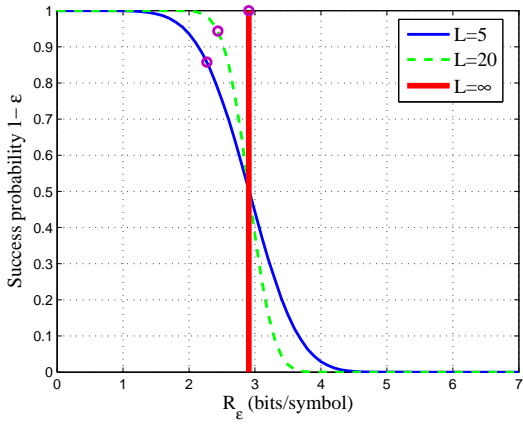
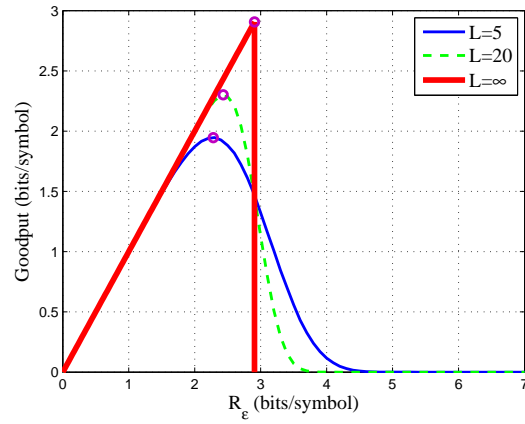


Fig. 2. Optimal ε vs. SNR (dB) for $L = 2, 5, 10$

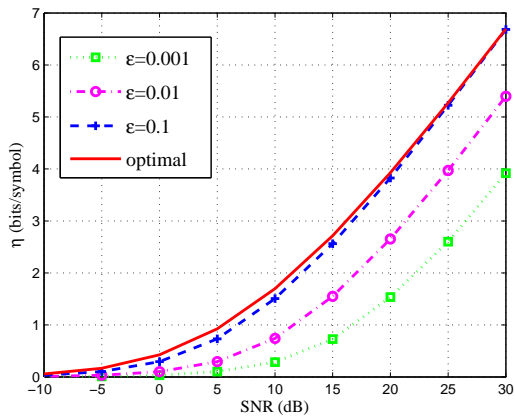


(a) $1 - \varepsilon$ vs. R_ε (bits/symbol)

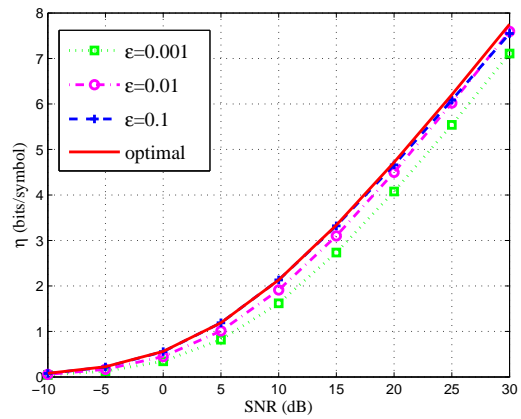


(b) η (bits/symbol) vs. R_ε (bits/symbol)

Fig. 3. Success probability $1 - \varepsilon$ and η (bits/symbol) vs. R_ε (bits/symbol) for SNR = 10 dB



(a) $L = 2$



(b) $L = 10$

Fig. 4. η (bits/symbol) vs. SNR (dB), for $\varepsilon = 0.001, 0.01, 0.1$, and ε^*

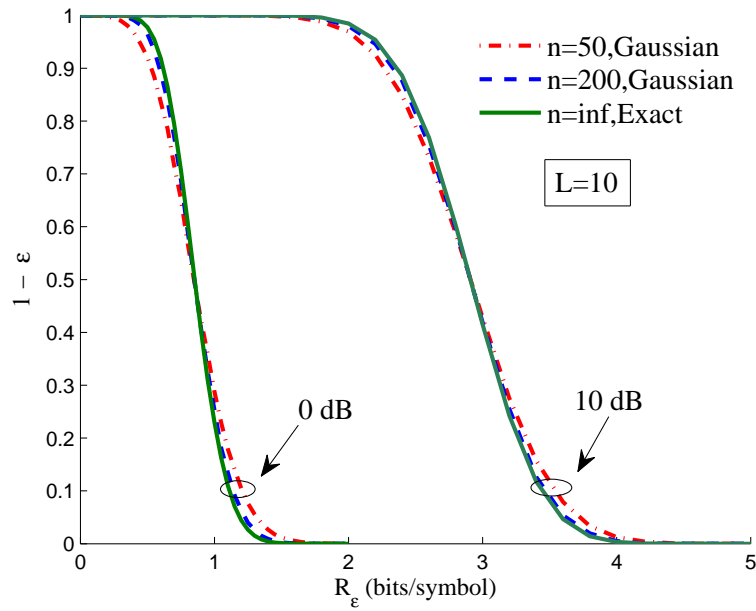


Fig. 5. Success probability $1 - \varepsilon$ vs. transmitted rate R_ε (bits/symbol) for $n = 50, 200, \infty$, $L = 10$ at SNR = 0 and 10 dB

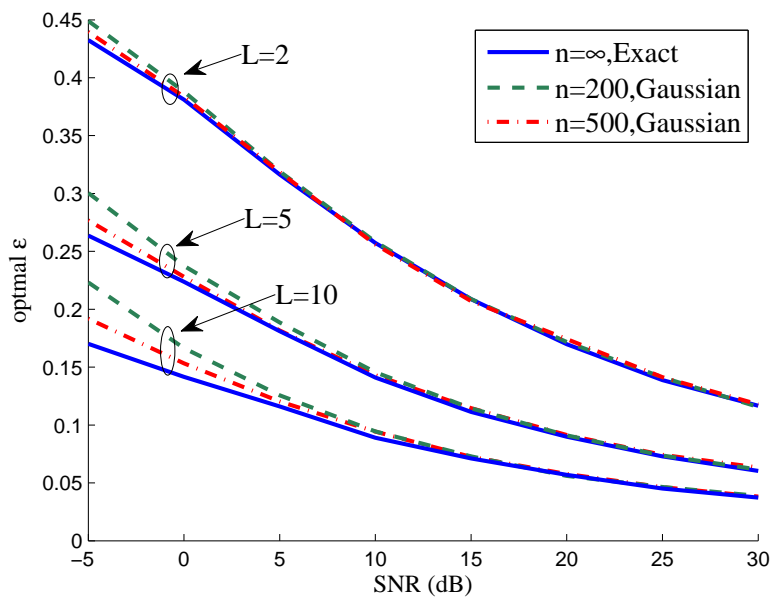


Fig. 6. Optimal ε vs. SNR (dB) for $L = 2, 5, 10$ and $n = 200, 500$ and ∞

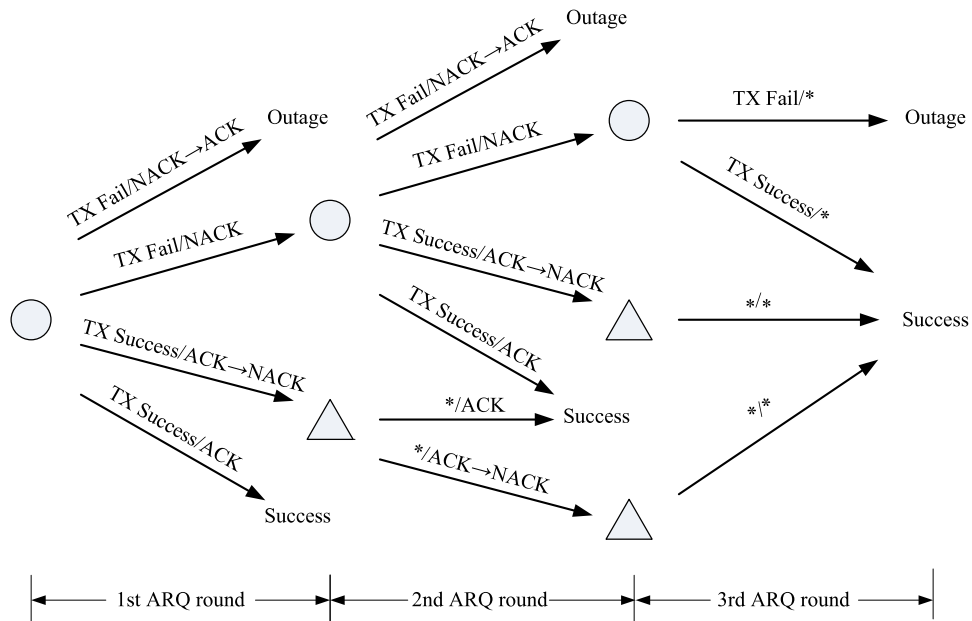


Fig. 7. The ARQ process with non-ideal feedback with an end-to-end delay constraint $d = 3$.

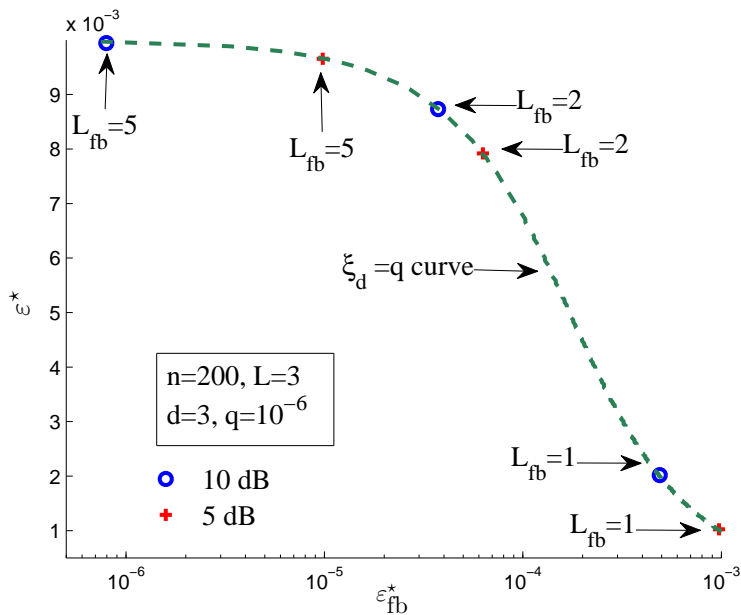


Fig. 8. $(\varepsilon^*, \varepsilon_{fb}^*)$ with $L_{fb} = 1, 2$ and 5 in Rayleigh fading feedback channel for $n = 200, d = 3, q = 10^{-6}$, and $L = 3$ at SNR = 5 and 10 dB. The curve specifying the $(\varepsilon, \varepsilon_{fb})$ pairs that achieve the reliability constraint $\xi_d = q$ is also plotted.

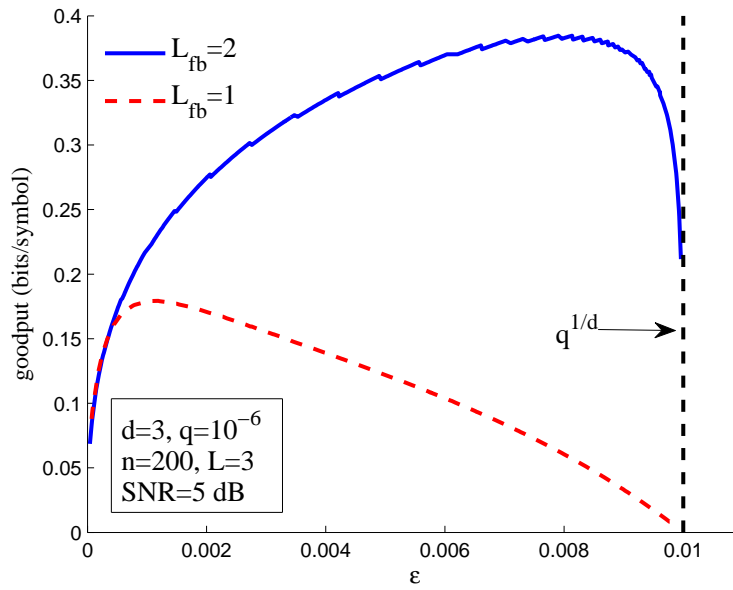


Fig. 9. Goodput η (bits/symbol) vs. PHY outage probability ε with $L_{fb} = 1$ and 2 in Rayleigh fading feedback channel for SNR = 5 dB, $n = 200$, $L = 3$, $d = 3$ and $q = 10^{-6}$.

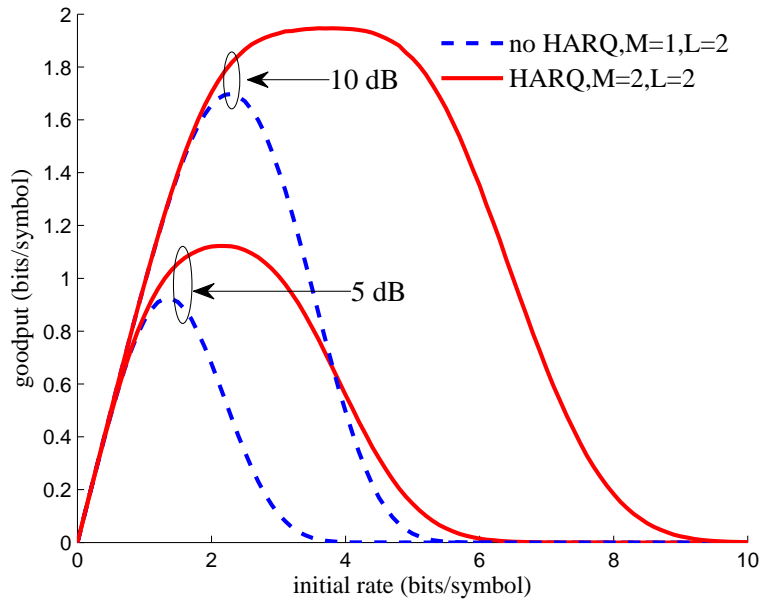


Fig. 10. Goodput (bits/symbol) vs. initial rate (bits/symbol) with HARQ for $M = 2$ and $L = 2$ and without HARQ for $M = 1$ and $L = 2$ at SNR = 5, 10 dB.