

Background Studies for the VTX Geometry Optimisation

Paweł Luźniak *

University of Łódź - Faculty of Physics and Applied Informatics
Pomorska 149/153, PL-90-236 Łódź - Poland

Influence of Vertex Detector (VTX) geometry on jet flavour tagging performance was studied in presence of e^+e^- pair background from beamstrahlung in the International Linear Collider (ILC). Five layer “long-barrel” VTX geometry with varying layer thickness, space resolution and radius of the first layer was tested with fast simulation tools. Influence of VTX geometry and e^+e^- pair background on measurement of SM and MSSM Higgs boson branching ratios was also studied.

1 Simulation

The e^+e^- pair background from beamstrahlung was simulated with Guinea-Pig [2] for nominal accelerator parameters at 500 GeV with 14 mrad crossing angle. The ILC detector response was modelled with Simulation á Grande Vitesse 2.30 (SGV). A 5 layer “long barrel” VTX was considered, with the following basic configuration: 100 μm layer thickness, 4 μm track spatial resolution and layer radii listed in Table 1. Different sets of VTX geometries, differing from the basic configuration with value of only one parameter, were considered: layer thickness in the range of 50 – 300 μm , spatial resolution in the range 2 – 8 μm and radius of the first layer in the range 8 – 18 mm. Also configuration with innermost layer removed was considered (radius of the first layer equal to 26 mm).

A beryllium beampipe of 0.25 mm thickness and radius 1 mm smaller than the first layer of the VTX was assumed. Dedicated software was developed to track charged particles through the VTX, taking into account multiple scattering and energy loss. VTX was assumed to be read out 20 times per bunch train, implying that background hits accumulated over 131 bunch crossings and overlaid “physics” hits. Tracks detected in the central tracker were refitted with hits from the VTX (both physics and background hits), selected with the Kalman Filter (own software tools). Jet flavour tagging was performed with ZVTOP [3]. Physics processes (eg. Higgs production) were simulated with PYTHIA [4].

Layer	Radius	# of ladders
1	15 mm	8
2	26 mm	22
3	37 mm	32
4	48 mm	40
5	60 mm	50

Table 1: VTX detector layer specifications.

2 Jet flavour tagging performance

Jet flavour tagging performance was tested with 45.6 GeV jets in the presence of the e^+e^- background. Scenarios with 131BX, 66BX and no background were studied. For each

*This work was partially supported by the Ministry of Science and Higher Education, research project no. EUDET/217/2006 (2006-2009).

scenario the efficiency of selection at fixed purity and the purity of the sample at fixed efficiency were studied. Results for b and c jet selection are shown on Figures 1 and 2. Reduced layer thickness improves jet flavour tagging performance and reduces the impact of the e^+e^- background on jet flavour tagging. In the presence of e^+e^- background, the radius of the first layer should not be smaller than 12 mm, otherwise jet flavour tagging performance is reduced. Spatial resolution better than $4 \mu\text{m}$ reduces performance of jet flavour tagging due to increased probability of reconstructing fake secondary vertices, especially in presence of e^+e^- background.

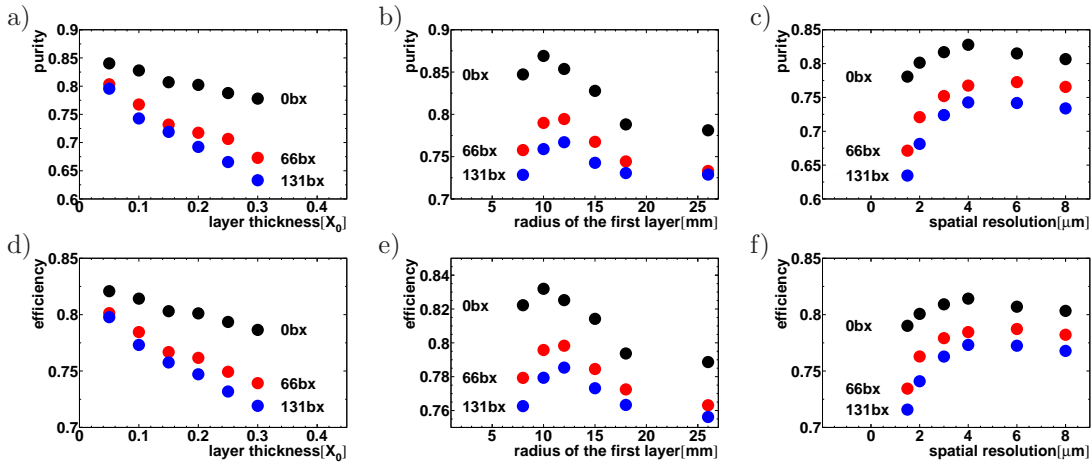


Figure 1: b jet selection: a), b), c) purity at fixed efficiency of 0.8; d), e), f) efficiency at fixed purity of 0.8 for different sets of VTX geometries.

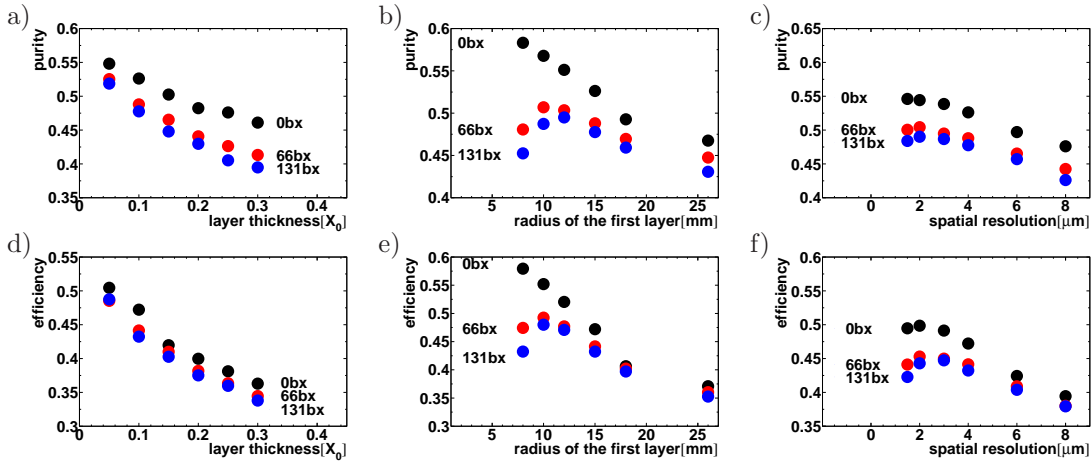


Figure 2: c jet selection: a), b), c) purity at fixed efficiency of 0.6; d), e), f) efficiency at fixed purity of 0.6 for different sets of VTX geometries.

3 Measurement of the Higgs boson branching ratios

Measurement of the SM and MSSM Higgs boson branching ratios was performed using simulated data for $M_h = 127$ GeV, $\sqrt{s} = 500$ GeV and $\mathcal{L} = 500 \text{ fb}^{-1}$ in presence of e^+e^- background. The Higgs boson decay widths were calculated using HDECAY [5]. The SM background processes $e^+e^- \rightarrow W^+W^-$, $e^+e^- \rightarrow q\bar{q}$, $e^+e^- \rightarrow ZZ$ were taken into account. Results are presented in Figure 3. No significant influence of VTX parameters on measurement of Higgs boson branching ratios is visible.

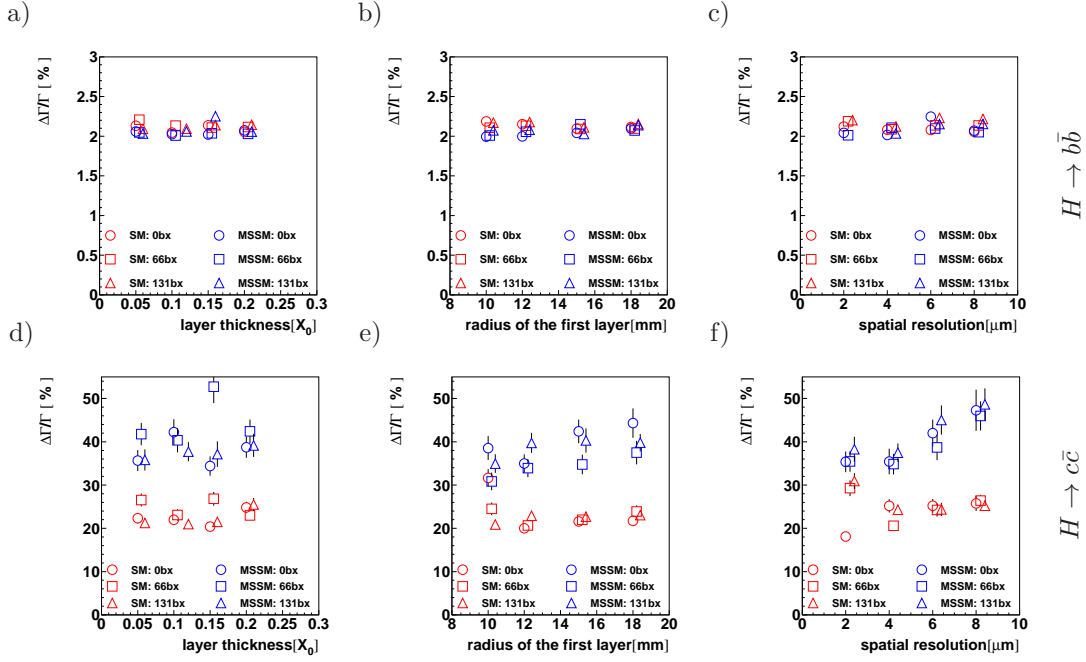


Figure 3: Precision of measurement of Higgs boson branching ratio for different sets of the VTX parameters.

References

- [1] Slides:
<http://ilcagenda.linearcollider.org/contributionDisplay.py?contribId=482&sessionId=21&confId=2628>
- [2] C.Rimbault, P.Bambade, K.Moenig, D.Schulte, Study of incoherent pair generation in Guinea-Pig, EUROTeV-Report-2005-016-1
- [3] D. Jackson, ZvTop, NIM A388:247-253, 1997
- [4] T. Sjöstrand, L. Lönnbald, S. Mrenna, P. Skands. PYTHIA 6.2 Physics and Manual. hep-ph/0108264, 2002.
- [5] A. Djouadi, J. Kalinowski, M. Spira. HDECAY: a Program for Higgs Boson Decays in the Standard Model and its Supersymmetric Extension. IFT-96-29, PM-97/04, hep-ph/9704448, 1997.